



Parents in Partnership

Autumn 1 Week 7

Our Wonderful World



Thank you for your support

We just wanted to take this opportunity to thank you for your support this half term. The children have settled into school beautifully and have worked very hard. It has been lovely to see them thrive over the past 7 weeks and we look forward to next half term.

Next half term we will be working on the topic of 'Helping Heroes' and will be taking time to learn about people who help us.

Operation Christmas Child



Every year St. Augustine's School support the Operation Christmas Child-Shoebbox Appeal organized by Samaritan's Purse. We donate items to place in a decorated shoebox to be sent to children in need at Christmas time. You will receive a Parentmail message regarding the campaign with suggestions of items to donate. If you're in a position to help, we ask for your support this year by either donating an item for a box, or by donating a filled box.

House Points and Pasta Party

We are happy to let you know that this half term the class have been awarded pieces of dried pasta which are placed in a jar for good sitting, sharing, good manners and positive class behaviour. They have now filled the jar and so on Friday are having a 'pasta party in class with games and dancing.

Each child has now been placed into either blue, green, red or yellow house. They have started receiving house points and every week these are calculated and added to other class totals. At the end of term the house with the most house points will be given a reward. Please ask your child their house colour and if they're unsure of their house, let us know and we will tell you their house.



IXL Home Learning Tasks Thank you to everyone who has worked with their child on the IXL Home Learning Tasks. I am very pleased to inform you that between them, the Reception class children have now answered over 6000 questions. We thank you so much for your ongoing support in helping your child develop their Maths and English skills.

The links for this week are:

Level A Maths-Solid Shapes

Q2,Q3,Q4,Q5,Q6,Q7.

If your child copes well with the activities above, please extend them by working on

Level B Maths-Three Dimensional Shapes

X10,X11.

English-Level A English-Rhyming

C1,C2

If your child copes well with the activities above, please extend them by working on

English-Level B English-Rhyming

E1,E2

If your child works on the areas that I have prioritized first and is keen to continue with additional work, please do encourage them. Thank you,

Catholic Life and RE



In RE, we have continued to work on our unit linked to Baptism called 'Welcome.'

This week we have recapped what happens at a Baptismal Service and have focused in particular on the symbols used in baptism, such as the holy water, the white garment, the words of baptism and the candle.

We have continued to learn to make our sign of the cross and the children have participated in our morning, lunchtime and going home prayers. Every day the children have also participated in quiet prayer time.

The school have focused on the Gospel Value of Compassion this week and our thought for week has been:

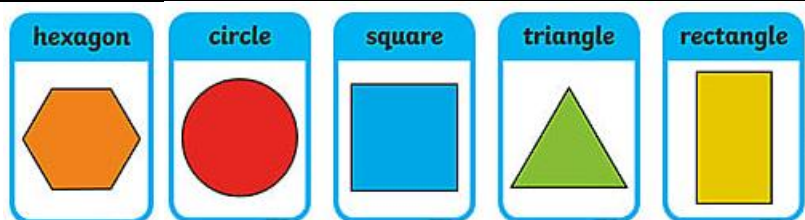
How can you show compassion to others?'

Maths

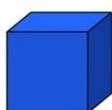
This week we have been continued to learn about 2D shapes and have used our knowledge of shape names and their properties to help us learn about Solid shapes.

As a practical activity during the next week, you may like to work with your child on looking for solid shapes in your home, garden or when you are out for a walk. To extend your child's shape vocabulary as well as talking about the shape names, please look at the words below. Thank you.


faces	edges	straight	curved
-------	-------	----------	--------



CUBE




CUBOID




SPHERE



CYLINDER



CONE



Pyramid



We have learned the followed songs to help us with this work

<https://www.youtube.com/watch?v=WTeqUeif3D0&list=PLHb5HGbeJ0FJU971fLa3f7Vqxs2dHiJy2&index=4>




<https://www.bbc.co.uk/cbeebies/watch/cbeebies-house-songs-shape-up>

Google Classroom

We have been delighted with the amount of work that has been sent through on the classroom since last week.

Every Friday I ask that you log on and refer to the classwork section where you'll find the 'phonics menu.' As stated in the instructions, please use this week's phonics (shown in this letter and listed on the classwork instructions) and work with your child on one of those tasks. We look forward to seeing the work that you post.



Over the past 4 weeks, we have taught 24 letter sounds as shown above. Please refer to your child's phonics books to see the letters together with the accompanying action. Please revisit these phonemes with your child and encourage them to show you the actions.

This week we have been looking at these words. We have taught the children to blend the sounds to read.

Please look at these words with your child and help them blend the sounds to read.



To help your child with their phonic understanding, please watch the following Alphablocks episode that focuses on many of the letters we have been learning.

<https://www.bbc.co.uk/iplayer/episode/b01dwgtd/alphablocks-series-2-18-web>



We hope you have a lovely time supporting your child with their learning this week. Thank you.

Mrs Evans, Miss Smith and Mrs Wootton.

