








# Parents in Partnership

Autumn 1 Week 6 - 16.10.20

Year 4



This week in class we have been looking at subtraction using the column method. The children have worked really hard to remember to exchange the tens and hundreds if they can't subtract from the digits given, it has been a very successful week. In English we began looking at the key features of an information text as well as the grammatical features. We have planned and written our own information pieces about the states of matter. In topic we have started to look at the water cycle and have had lots of really interesting discussion about water and the weather. And in French we have learnt more French phrases, such as listen, look, sit down, stand up, come here and repeat - ask your child if they can remember any of these phrases.

English and Maths homework has been set for your child on IXL. We will be able to monitor progress, view work and see how long children have been using IXL. This will then allow us to provide personalised learning for your child and clearly identify the next steps needed in their progress. The expectation is that children should spend **20 minutes** each week on the assigned English and Maths activities.

## Maths (Due Wednesday)

This week we have learnt about addition and using the column method to add up to 4 digit numbers together. This week the children's IXL Maths link is on addition.

**IXL Maths link - Level E activity C.12.**

## Literacy (Due Wednesday)

In Literacy we have been using our text 'Elf Road' to create our own versions of the story. Our grammar has been nouns and pro nouns. This week the children's IXL English homework is on nouns and pro nouns.

**IXL English link - Level E activity N.13.**

## RE - Thought for the Week

**What is God calling me to do today?**

## Topic homework

Don't forget that you have until half term to complete 35 points.

## Spellings (Test on Friday)

Please log in to Google Classroom and you will find the spellings for this week on the 'Stream' page. To upload work on a computer - go to the classwork page. Click on an assignment, then 'View assignment'. On the right-hand side of the page, click 'Add or create'. You can take photos of your child's completed work, upload them to your computer and then upload the photos in Google Classroom - click 'File', then 'Select files from your device', then 'Upload'. Once your child has finished their work, click 'Hand in', then 'Hand in' again to confirm. If you have made a mistake, you can click 'Unsubmit' to return the work to you, then follow steps 4 and 5 to resubmit work. For mobile devices it is easier - Open the Google Classroom app. Tap on your child's class, then 'Classwork' (at the bottom). Tap on an assignment, then the arrow at the bottom. Tap 'Add attachment'. You can take photos of your child's completed work and then upload the photos in Google Classroom - click 'File', then tap the file on your device. Tap 'Hand in', then 'Hand in' again to confirm.

The children will have a 10 word spelling test with 5 words from the statutory list and 5 words based on a rule learnt in class. This week the rule is all about homophones and near homophones. Words that sound the same but are spelt differently and have a different meaning.

For example, medal, meddle, missed, mist, scene, seen, board, bored, which, witch.

## Harvest 2020

Due to the current restrictions, we will be unable to hold our traditional Harvest Liturgy. Over the past few years, we have supported the Weymouth and Portland Foodbanks and ask that this year, if you are able to, you continue to support local families through donating foodstuffs at your local supermarket. Most of the major supermarkets provide a facility to place a tin or packet of food to a box/trolley in the store which is then donated to the Foodbanks.

We thank you in advance for your support.

