








## Earth, wind and fire

	English	Maths	Topic	Science	Art / DT
<b>Mild</b> 	Lots of sayings or rhymes tell us about the weather, e.g. it's raining cats and dogs. Find three different weather sayings or rhymes and explain what they mean.	Find out what time the sun comes up and the sun sets. Write down these times for one week. Are the times are always the same?	Find a news story about extreme weather. Find out how it affected people. Bring it into school to share with the class.	Ask your teacher for a States of Matter crossword to complete.	Find a weather picture, created by a famous artist, that you like. Be ready to describe the image, say how it makes you feel and why you like it.
<b>Hot</b> 	Create a poem or write a song about a type of weather.	Complete a mini-beast survey. Record the number of mini-beasts you can find in certain areas. E.g. A park, an area or wood, an area of grass. Present what you have found in an interesting way.	Design the ultimate umbrella (or another super weather object!) What features would it have? What would it look like? Why would it be better than any other?	Make a bird food ball for an outdoor space. Write a set of instructions to share with others.	Using a media of your own choice e.g. pen, paint or materials for collage, create a piece of weather art. 
<b>Spicy</b> 	Write or record yourself performing a weather report. 	Measure the rainfall over 5 days, record your results in a bar chart.	Research extreme weather that interests you, present the information as a Power-Point presentation or a leaflet. 	Be the teacher! Make a tornado in a jar. Bring it into school to show the class and explain how you made it and what a tornado is. 	Research the weather in a different country, make a poster about what you have learnt.