

Gospel Value: Courage

Catholic Virtue: Hope

Reminders:

It has been another busy week in Year 3! In English we have been enjoying our current book - Coming to England by Floella Benjamin. We enjoyed the section about when she came to England on a cruise ship. This inspired us to put ourselves in her shoes and write a diary entry about when she arrived and saw her "marmie" for the first time. In Maths, we have continued to learn about number and place value. We have been ordering numbers up to 1000 and thinking about where numbers would go on a number line. For Science, we enjoyed our practical lesson. We looked for materials that were transparent, translucent and opaque! We have been enjoying our short TTRS sessions. It would be lovely if you could encourage your child to log onto TTRS and allow them to do some jamming sessions. I think they would be keen to show you too!

Home Learning Tasks









Reading	TTRS	Spellings
<p>If still working on RWI, please read at least 5x over the week. The children will have 2 paper books (1 RWI book and 1 reading of pleasure books).</p> <p>If your child has moved off of Read Write Inc onto Accelerated Reader, please continue to listen to your child read as much as possible.</p> <p>Their login details for Accelerated Reader is now in their Yellow Reading Records.</p> <p>Also please remember to do the quiz when you finish the book at home. Then your child can change their book in school as and when needed.</p> <p>Please find the link below.</p> <p>https://global-zone61.renaissance-go.com/welcomeportal/1892365</p>	<p>We have handed out your child's login details for TT Rockstars inside their Reading Record. They can now log in at home. The 2, 5, 10, 3, 4, and 8 times tables have been set for them on the "Garage" level.</p> <p>Please complete at least 15 minutes of TTRS.</p>	<p>Learn your spellings and use each word in a sentence.</p>

Year 3/4 National Curriculum words.

arrive
appear
disappear
address
natural
ordinary
extreme
experience
accidentally
strength

Please help your child to learn all spellings and help them to use each word in a sentence.

Here are some creative ways to help your child learn their spellings.

<p>1. ABC Order</p>  <p>Write all of your spelling words in alphabetical (ABC) order.</p>	<p>2. Word Parts</p> <p>Write your words. Then use a coloured pencil to divide the words into syllables. e.g. <u>jump</u>ing cater<u>pill</u>ar</p>	<p>3. Other Handed</p> <p>Write each word 5 times, switching the hand you write it with each time. Say the word as you spell it.</p>	<p>4. Vowel Spotlight</p> <p>Write your words using one colour for the vowels and another colour for the consonants. (vowels: a, e, i, o, u)</p>
<p>5. Use Technology</p> <p>Type out your spelling words on the computer. Try to use at least 4 different fonts.</p> 	<p>6. Pyramid Words</p> <p>s sp spe spel spell spelli spellin spelling (or make them boat shaped, star, smiley face, etc.)</p>	<p>7. "Ransom" Words</p> <p>"Write" your words by cutting letters out of a newspaper or magazine and gluing the letters on a piece of paper to spell your words.</p> 	<p>8. Rainbow Words</p> <p>Write your spelling words with coloured pencils. Make each letter a different colour.</p> 
<p>9. Scrambled Words</p> <p>Write your words. Then write them again with the letters mixed up. Can you unscramble them again the next day? e.g. watch - cwhta</p>	<p>10. Silly Sentences</p> <p>Write 3 or more sentences that use all your spelling words.</p> 	<p>11. Prefixes and Suffixes</p> <p>Underline the prefixes and suffixes in the words you are learning. Make sure you know what they mean. e.g. <u>im</u>portant happi<u>ness</u></p>	<p>12. Word Search</p> <p>Create your own word search with your spellings. Show the answers to your puzzle in a different colour.</p> 
<p>13. Flashcards</p> <p>Make and practice with flashcards. Put the word on one side and definition (meaning) on the other.</p> 	<p>14. Picture & a Story</p> <p>Draw a picture defining each word. Write a sentence about your picture using the word.</p>	<p>15. Words without Vowels</p> <p>Write all of your words replacing vowels with a line. Go back and see if you can fill in the vowels. e.g. q--st--n = question</p>	<p>16. Train Words</p> <p>Write the entire list end-to-end as one long word. Write each new word in a different colour. e.g. trainbackstop</p>
<p>17. Write a Story, Poem or Song with Words</p> <p>Write a story using all your spelling words. Underline the words you used.</p>	<p>18. Bubble Letters</p> <p>Write your spelling words out in bubble writing.</p> 	<p>19. Words Within Words</p> <p>Write each spelling word and then write at least 2 words made from that word. e.g. catch - cat, hat</p>	<p>20. Picture words</p> <p>Draw a picture and hide your spelling words in the picture.</p>