

Gospel Value: Integrity
Catholic Virtue: Hope

Reminders:

- Please make sure your child comes to school wearing their P.E kit on a P.E day. Our P.E days are Wednesday and Thursday.
- Please send the reading record in daily (even when it is not book change day) so that we can record any reading that we do with your child.
- At St Augustine's, we also communicate to you via Parentmail. Please log on weekly/daily and read what is sent out so that you gain all the latest updates and information.

Year 2 have had a fantastic week of learning! In Maths, we have been exploring the concept of time, looking at analogue clocks and practising telling the time to O'clock, half past, quarter past and quarter to, as well as up to the nearest five minutes. Time can be a tricky area of learning but the children showed great enthusiasm and perseverance this week! Parents can support this learning at home by asking children to read the time throughout the day, use a timer for activities, or talk about what time daily routines happen. In English, we enjoyed beginning our learning on the story Grandad's Secret Giant, and using the town and characters as inspiration for some descriptive and informative writing. In Geography, we have been learning about four different types of bodies of water – rivers, lakes, seas, and oceans – and how they are similar and different. Over in DT, the children showed great concentration and determination as they learned how to do a running stitch – a brilliant step in developing their sewing skills! We will use this new skill to learn to make our very own felt pouches this half term, which the children are very excited about! Well done for another great week of learning, Year 2!

Home Learning Tasks

Reading	TTRS	Spellings
<p>If still working on RWI, please read at least 5x over the week. The children will have 2 paper books (1 RWI book and 1 reading of pleasure books).</p> <p>If your child has moved off of Read Write Inc onto Accelerated Reader, please continue to listen to your child read as much as possible.</p> <p>Their login details for Accelerated Reader is now in their Yellow Reading Records.</p> <p>Also please remember to do the quiz when you finish the book at home. Then your child can change their book in school as and when needed. Please find the link below. https://global-zone61.renaissance-go.com/welcomeportal/1892365</p>	<p>We have handed out your child's login details for TT Rockstars inside their Reading Record. They can now log in at home. The 2, 5 and 10 times tables have been set for them on the "Garage" level.</p> <p>Please complete at least 15 minutes of TTRS.</p>	<p>Learn your spellings and use each word in a sentence.</p>

Spelling rule: Months of the Year

January

February

March

April

May

June

July









August

September

October

Please help your child to learn all spellings and help them to use each word in a sentence.

Here are some creative ways to help your child learn their spellings.

<p>1. ABC Order</p>  <p>Write all of your spelling words in alphabetical (ABC) order.</p>	<p>2. Word Parts</p> <p>Write your words. Then use a coloured pencil to divide the words into syllables. e.g. <u>jump</u>ing cater<u>pill</u>ar</p>	<p>3. Other Handed</p> <p>Write each word 5 times, switching the hand you write it with each time. Say the word as you spell it.</p>	<p>4. Vowel Spotlight</p> <p>Write your words using one colour for the vowels and another colour for the consonants. (vowels: a, e, i, o, u)</p>
<p>5. Use Technology</p> <p>Type out your spelling words on the computer. Try to use at least 4 different fonts.</p> 	<p>6. Pyramid Words</p> <p>s sp spe spel spell spelli spelling spelling (or make them boat shaped, star, smiley face, etc.)</p>	<p>7. "Ransom" Words</p> <p>"Write" your words by cutting letters out of a newspaper or magazine and gluing the letters on a piece of paper to spell your words.</p> 	<p>8. Rainbow Words</p> <p>Write your spelling words with coloured pencils. Make each letter a different colour.</p> 
<p>9. Scrambled Words</p> <p>Write your words. Then write them again with the letters mixed up. Can you unscramble them again the next day? e.g. watch - cwhta</p>	<p>10. Silly Sentences</p> <p>Write 3 or more sentences that use all your spelling words.</p> 	<p>11. Prefixes and Suffixes</p> <p>Underline the prefixes and suffixes in the words you are learning. Make sure you know what they mean. e.g. <u>im</u>portant happi<u>ness</u></p>	<p>12. Word Search</p> <p>Create your own word search with your spellings. Show the answers to your puzzle in a different colour.</p> 
<p>13. Flashcards</p> <p>Make and practice with flashcards. Put the word on one side and definition (meaning) on the other.</p> 	<p>14. Picture & a Story</p> <p>Draw a picture defining each word. Write a sentence about your picture using the word.</p>	<p>15. Words without Vowels</p> <p>Write all of your words replacing vowels with a line. Go back and see if you can fill in the vowels. e.g. q--st--n = question</p>	<p>16. Train Words</p> <p>Write the entire list end-to-end as one long word. Write each new word in a different colour. e.g. <u>train</u><u>back</u><u>stop</u></p>
<p>17. Write a Story, Poem or Song with Words</p> <p>Write a story using all your spelling words. Underline the words you used.</p>	<p>18. Bubble Letters</p> <p>Write your spelling words out in bubble writing.</p> 	<p>19. Words Within Words</p> <p>Write each spelling word and then write at least 2 words made from that word. e.g. catch - cat, hat</p>	<p>20. Picture words</p> <p>Draw a picture and hide your spelling words in the picture.</p>