

Date: Friday 13<sup>th</sup> June 2025

Gospel Value: Integrity  
Catholic Virtue-Hope

Well Done

The children have now completed their Phonics Screening. They worked so hard and we are proud of them. Please do continue to work on your child's phonics with them, for as we say in class, 'phonics is the key to reading.' The children have particularly enjoyed singing these phonics songs that you might like to share at home:

<https://www.youtube.com/watch?v=YPW-ZkhRUPY>



<https://www.youtube.com/watch?v=iTCmRKktyYY>



<https://www.youtube.com/watch?v=WeTYjbA6GRo>



## **Number Songs**


The children are working so hard on their 99 Club every Monday and have enjoyed singing a few new multiples songs to help them with their times tables. You might like to share these new songs with them:

## **Double numbers**

<https://www.youtube.com/watch?v=At0quRa90rs>

1 + 1	5 + 5	9 + 9
2 + 2	6 + 6	10 + 10
3 + 3	7 + 7	11 + 11
4 + 4	8 + 8	12 + 12

We're adding numbers to themselves



## Counting in 5s

<https://www.youtube.com/watch?v=jAuybAJdRbg>



## Counting in 2s

<https://www.youtube.com/watch?v=GDosXgAnq80>



## Oxford Reading Owl Books

Please also remember to **sign and comment** in the reading log when you have shared your child's Read Write Inc. Book at home. This book is directly linked to your child's reading stage and is a home book that strengthens and reinforces the reading material your child accesses in their daily phonic lessons.

## Home Learning Tasks

Reading	Times Table Rock Stars
<p>Please read at least <b>5 times over the week</b>.</p> <p>Remember that from next Wednesday your child will start bringing home their books. Please remember to write in their reading journals so we can count their reads.</p> <p>Remember that in their daily phonics lessons the children participate in reading activities.</p>	<p>Times Table Rock Stars allows the children to practice their times tables. Children in Year 1 practise counting in 10s , 5s and 2s.</p> <p>PLEASE NOTE THE CHILDREN HAVE ACCESS TO ALL THE TIMES TABLES SO PLEASE CONTINUE TO HELP THEM DEVELOP THEIR SKILLS, especially if they are now on 33, 44 or 55 club.</p>
















Please make use of the free games on Phonics Play to help with your child's phonic knowledge.

<https://www.phonicsplay.co.uk/resources>
















## Phonics

Please continue to practise going over these sounds with your child.

### My Sound Mat

 <p><b>nk</b></p> <p>I think I stink</p>	 <p><b>ay</b></p> <p>May I play?</p>	 <p><b>ee</b></p> <p>What can you see?</p>	 <p><b>igh</b></p> <p>Fly high</p>	 <p><b>ow</b></p> <p>Blow the snow</p>
 <p><b>oo</b></p> <p>Poo at the zoo</p>	 <p><b>oo</b></p> <p>Look at a book</p>	 <p><b>ar</b></p> <p>Start the car</p>	 <p><b>or</b></p> <p>Shut the door</p>	 <p><b>air</b></p> <p>That's not fair</p>
 <p><b>ir</b></p> <p>Whirl and twirl</p>	 <p><b>ou</b></p> <p>Shout it out</p>	 <p><b>oy</b></p> <p>Toy from a boy</p>	 <p><b>ea</b></p> <p>Cup of tea</p>	 <p><b>oi</b></p> <p>Spoil the boy</p>

### My Sound Mat

 <p><b>a-e</b></p> <p>Make a cake</p>	 <p><b>i-e</b></p> <p>Nice smile</p>	 <p><b>o-e</b></p> <p>Phone home</p>	 <p><b>u-e</b></p> <p>Huge brute</p>	 <p><b>aw</b></p> <p>Yawn at dawn</p>
 <p><b>ur</b></p> <p>Nurse with a purse</p>	 <p><b>er</b></p> <p>A better letter</p>	 <p><b>ow</b></p> <p>Brown cow</p>	 <p><b>ai</b></p> <p>Snail in the rain</p>	 <p><b>oa</b></p> <p>Goat in a boat</p>
 <p><b>ew</b></p> <p>Chew and stew</p>	 <p><b>ire</b></p> <p>Fire fire</p>	 <p><b>ear</b></p> <p>Hear with your ear</p>	 <p><b>ure</b></p> <p>Sure it's pure</p>	 <p><b>are</b></p> <p>Care and share</p>

Red Words

the  
to  
I  
go  
so  
no

Red Words

of  
all  
are  
her  
was  
they

Red Words

want  
some  
come  
where  
there  
when

---

Red Words

he  
she  
we  
me  
be  
you

Red Words

my  
do  
said  
your  
have  
like

Red Words

what  
by  
why  
does  
now  
who