


# Home Learning

## Year 2

Date: 4<sup>th</sup> April 2025



Gospel Value: Compassion  
Catholic Virtue: Hope

### Reminders:

- We have had a great week in Year 2 to finish off a very busy Spring Term. To begin the week, the children finished making their paper, 3D chairs for Baby Bear as part of their DT project - we definitely have some keen designers in the making! In our Geography lesson this week, the class explored what we might see, hear, smell, touch and taste when visiting a hot or cold desert. In English this week, Year 2 have planned and written some excellent instructions for making some VERY silly sandwiches! They did an excellent job at laying out their instructions with a diagram, list of ingredients and writing clear steps. However, we're not sure we would be ordering any of these sandwiches at a café anytime soon!

This week, children have been sent home with their sponsorship forms for their sponsored scavenger hunt, which will take place after the Easter break. We would greatly appreciate any help with children collecting their sponsors over the half-term. Thank you.

To finish off the Spring Term, the class celebrated all their hard work with a Pasta Party on Friday afternoon. They all thoroughly enjoyed bringing in some of their favourite cuddly toys and watching a movie whilst eating a tasty snack! Well done for all your hard work this term Year 2. We hope you have a lovely Easter break.

## Home Learning Tasks

Reading	TTRS	Spellings
<p>If still working on RWI, please read at least 5x over the week. The children will have 2 paper books (1 RWI book and 1 reading of pleasure books).</p> <p>If your child has moved off of Read Write Inc onto Accelerated Reader, please continue to listen to your child read as much as possible.</p> <p>Their login details for Accelerated Reader is now in their Yellow Reading Records.</p> <p>Also please remember to do the quiz when you finish the book at home. Then your child can change their book in school as and when needed.</p> <p>Please find the link below. <a href="https://global-zone61.renaissance-go.com/welcomeportal/1892365">https://global-zone61.renaissance-go.com/welcomeportal/1892365</a></p>	<p>We have handed out your child's login details for TT Rockstars inside their Reading Record. They can now log in at home. The 2, 5 and 10 times tables have been set for them on the "Garage" level.</p> <p>Please complete at least 15 minutes of TTRS.</p>	<p>Learn your spellings and use each word in a sentence.</p>

Spelling rule: The suffixes -less and -ly

badly

hopeless

penniless

happily

lovely

joyless

slowly









quickly

careless

fearless

Please help your child to learn all spellings and help them to use each word in a sentence.

Here are some creative ways to help your child learn their spellings.

<p><b>1. ABC Order</b></p>  <p>Write all of your spelling words in alphabetical (ABC) order.</p>	<p><b>2. Word Parts</b></p> <p>Write your words. Then use a coloured pencil to divide the words into syllables. e.g. <u>jump</u>ing caterpill<u>ar</u></p>	<p><b>3. Other Handed</b></p> <p>Write each word 5 times, switching the hand you write it with each time. Say the word as you spell it.</p>	<p><b>4. Vowel Spotlight</b></p> <p>Write your words using one colour for the vowels and another colour for the consonants. (vowels: a, e, i, o, u)</p>
<p><b>5. Use Technology</b></p> <p>Type out your spelling words on the computer. Try to use at least 4 different fonts.</p> 	<p><b>6. Pyramid Words</b></p> <p>s sp spe spel spell spelli spelling spelling (or make them boat shaped, star, smiley face, etc.)</p>	<p><b>7. "Ransom" Words</b></p> <p>"Write" your words by cutting letters out of a newspaper or magazine and gluing the letters on a piece of paper to spell your words.</p> 	<p><b>8. Rainbow Words</b></p> <p>Write your spelling words with coloured pencils. Make each letter a different colour.</p> 
<p><b>9. Scrambled Words</b></p> <p>Write your words. Then write them again with the letters mixed up. Can you unscramble them again the next day? e.g. watch - cwhta</p>	<p><b>10. Silly Sentences</b></p> <p>Write 3 or more sentences that use all your spelling words.</p> 	<p><b>11. Prefixes and Suffixes</b></p> <p>Underline the prefixes and suffixes in the words you are learning. Make sure you know what they mean. e.g. <u>im</u>portant happ<u>ine</u>ss</p>	<p><b>12. Word Search</b></p> <p>Create your own word search with your spellings. Show the answers to your puzzle in a different colour.</p> 
<p><b>13. Flashcards</b></p> <p>Make and practice with flashcards. Put the word on one side and definition (meaning) on the other.</p> 	<p><b>14. Picture &amp; a Story</b></p> <p>Draw a picture defining each word. Write a sentence about your picture using the word.</p>	<p><b>15. Words without Vowels</b></p> <p>Write all of your words replacing vowels with a line. Go back and see if you can fill in the vowels. e.g. q--st--n = question</p>	<p><b>16. Train Words</b></p> <p>Write the entire list end-to-end as one long word. Write each new word in a different colour. e.g. <u>train</u><u>back</u><u>stop</u></p>
<p><b>17. Write a Story, Poem or Song with Words</b></p> <p>Write a story using all your spelling words. Underline the words you used.</p>	<p><b>18. Bubble Letters</b></p> <p>Write your spelling words out in bubble writing.</p> 	<p><b>19. Words Within Words</b></p> <p>Write each spelling word and then write at least 2 words made from that word. e.g. catch - cat, hat</p>	<p><b>20. Picture words</b></p> <p>Draw a picture and hide your spelling words in the picture.</p>