

Parents in Partnership

Spring 1 Week 4 Happy Chinese New Year



Topic News

This week we have learned about Chinese New Year. This year is The Year of the Rat and we have introduced the children to the story of how each of the years is named after an animal.

The children have enjoyed learning about The Jade Emperor and the swimming race that determined the order of the Chinese years.

If you would like to share this story with the children please go to

<https://www.topmarks.co.uk/ChineseNewYear/ZodiacStory.aspx>

Next week, we will be learning more about Chinese culture and the traditions linked to Chinese New Year.

Maths Work

This week in Maths we have learned about ordinal numbers and have linked our maths work to the Chinese New Year story.

Please continue to use the language of ordinal numbers with your child.

Perhaps play a little game where you line up 12 toy animals or other toys of interest and ask your child the following types of questions.

Where is the 1st animal?

Point to the 4th animal?

Which animal is 6th in the line?

Which animal is last? etc.

Let us know how your child copes with the task. Perhaps you could pop photos on tapestry for us to share at celebration time.

Thank you.

This week in RE

We have continued our theme of Revelation. The children have drawn pictures about their loved ones who are special and have moved on to thinking about Jesus and have been asked the question, 'How is Jesus Special?'

We have listened to the bible story of Bartimaeus and have learned about Jesus being kind to those that need healing. We have also revisited the story of The Wedding Feast at Cana and have learned about Jesus helping the fishermen.

The children have used these stories to help them consider how Jesus is special.

Phonics Work

As explained last week, we have given your child a red phonics book which we ask is kept in their bookbag. This week we have stuck the letters 's a t p' into the book together with the consonant blends

bl	cl	fl	sl
----	----	----	----

And a range of words combining these blends with the letters s a t and p.

Please take time to help your child blend the phonemes to read the words. Thank you.

As part of our daily phonics sessions we go through our tricky words. In the back of the phonics book, we have stuck lists of tricky words that we teach the children in Reception. We have taught the children most of the words on the Phase 2 and Phase 3 lists and are working through Phase 4 words. Please take time on a regular basis to refer to these words with your child.

We have taught them actions to go with each of the taught words which they can teach you. If you would like to sing songs to help your child learn the tricky words please look at The 'Tricky Words and Sight words Songs' at

<https://www.youtube.com/watch?v=TvMyssfAUx0>

<https://www.youtube.com/watch?v=R087lYrRpgY>

Let us know how your child responds to these.

Thank you.



Handwriting

This week we have worked on forming the zigzag monster letters and have introduced the children to the formation of v w and x


Please help you child using the sheet attached and use the following script.

Letter v - 'Up the hill, down the slide, up the slide and flick.'

Letter w - 'Up the hill, down the slide, up the slide, down the slide, up the slide and flick.'

Letter x - 'Up the hill, down the slide, pencil off, up the slide and flick.'


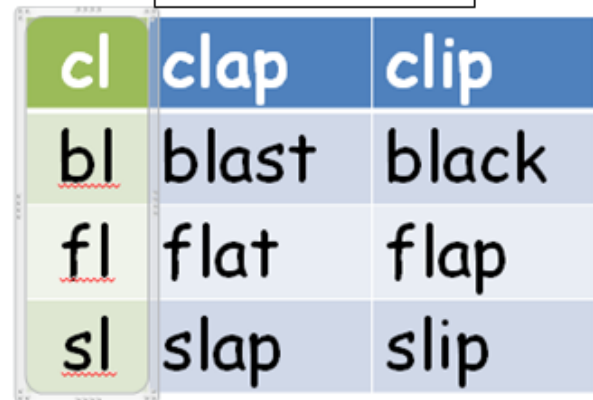
This week's phonemes



This Week's Decodable Words



Consonant Blends



My Child's response to the tasks—Please detach and return.