



Home Schooling Daily Plan

Year Group: 1

year1@staugustines.dorset.sch.uk


Date: Thursday 16th July 2020

RE WAGBAT: identifying hope for ourselves.

This week we have been thinking about hopes for our planet, hopes for our families and hopes for others around the world.

Today we will be thinking about our own hopes for next year in school. What are your hopes for next year? My hopes as a teacher are that:

- The children in my new class are happy
- The children will work hard and be kind to each other
- The teaching assistants in my classroom are happy
- That I get better with my art skills



Think about your hopes for next year.

They might be about friendships, classwork, sports skills or any other area of school.

***Task**

****Task**

*****Task**

Write a list of your hopes for next year when you are in Y2.

Choose your "biggest" hope and draw a picture showing what it would look like if it were to happen.

Phonics WAGBAT: adding 'er' and 'est' to adjectives.

1) Phonics

What are adjectives?

When do we use adjectives?



Small



Smaller



Smallest

What has changed about this adjective?

Notice how adding 'er' to the adjective small it makes it more small and adding 'est' makes it the smallest out of the three.

When we add 'est' it becomes the most extreme version of the adjective
e.g.

strong → strongest

bright → brightest

Complete the table below by adding 'er' and 'est' to adjectives to make them even better.



	Add 'er'	Add 'est'
High		
Bright		
Straight		
Tall		
Fast		
Long		
Small		
Short		
Grey		
Strong		

2) English



In the sweltering depths of the misty marsh, it lay there. Waiting.



The eye was as green as the grass in a garden on a summer day, but much more deadly. It was speckled with gold, like the brightest stars shimmering in the sky at night, but much more deadly.

As if in a peaceful slumber, the creature stretched itself out, scales covering its body from snout to tail.

It lay there, waiting...

What creature do you think the eye belongs to?

Is the creature dangerous?

Where do you think it lives?

What might it be looking at?

What do you think it eats?

In what way is this eye similar to yours? How is it different?

Who do you think might have taken this photograph?

What might it be waiting for?

***Task**

****Task**

*****Task**

Draw a picture of the creature – the whole creature – showing what it might look like.

Reread the story opener at underneath the picture and write the rest of the story.

Explain what it was waiting for and what happened.

I wonder if you can include a problem and a solution?

Maths WAGBAT: problem solving with number bonds to 10 and addition facts.

Pairs of Numbers

Age 5 to 7 ★



If you have ten counters numbered 1 to 10, how many can you put into pairs that add to 10?

Can you use them all?

Say how you got your answer.

***Task**

****Task**

*****Task**



***Task**

Now put the counters into pairs to make 12.

- Can you use them all?
- Say how you got your answer.

****Task**

Now put the counters into pairs to make 12.

- Can you use them all?
- Say how you got your answer.

Now put the counters into pairs to make 13.

- Can you use them all?
- Say how you got your answer.

*****Task**

Now put the counters into pairs to make 12.

- Can you use them all?
- Say how you got your answer.

Now put the counters into pairs to make 13.


- Can you use them all?
- Say how you got your answer.

Now put the counters into pairs to make 11.

- Can you use them all?
- Say how you got your answer.

I Can't Draw

Until I
Practice
PORTRAITS
A portrait is
a picture of a person.





To draw a self portrait you need a mirror.




Look at your face. What colour are you eyes? What colour is your hair? Do you wear glasses?

These are the things you will need to remember for your picture.



Make sure you have your piece of paper this way round.

This is the correct way to draw a portrait.



It is also useful to draw a faint cross on your page.

Then your eyes can sit on top of the central line, one either side.

Your nose can then go on the bottom middle line and so on...

***Task**

****Task**

*****Task**

Have a go at creating your own self portrait. Start your sketching with pencil and then you could use either water colours, paints or colouring pencils to add colour to your portrait.

Website links