








Parents in Partnership

Autumn 1 Week 7 - 23.10.20

Year 4



This week in class we have learnt all about the inverse; about how we can check answers to mathematical problems by using the opposite operation to see if we get the same answers. The children worked hard to remember that when we add, we end with the biggest number, but when we subtract we start with the biggest number. We have also written a fabulous information text about the water cycle. The children carried out an experiment to see if we could make the water cycle in a bag to help aid their understanding of the processes involved in the cycle. We used this as a great way to discuss the need for a fair test and to encourage team work.

As usual, English and Maths homework has been set for your child on IXL. We are monitoring progress and seeing how long children have been using IXL. This allows us to provide personalised learning for your child and clearly identify the next steps needed in their progress. The expectation is that children should spend **20 minutes** each week on the assigned English and Maths activities. A huge well done to those children who are 'Being the Best They Can Be' and who are really striving to achieve well on IXL, keep it up.

Maths (Due Wednesday)

This week we have learnt about addition and subtraction and using the inverse to check our answers.

This week the children's IXL Maths link is on subtraction.

IXL Maths link - Level E activity D.1.

Literacy (Due Wednesday)

In Literacy we have made our own information texts about the water cycle.

This week the children's IXL English homework is on identifying action verbs.

IXL English link - Level E activity D.2.

RE - Thought for the Week

How will you show compassion to your neighbours this week?

Topic homework

Thank you so much for all the fabulous home learning this half term, it has been a joy to see.

Spellings (Test on Friday)

Please log in to Google Classroom and you will find the spellings for this week on the 'Stream' page. To upload work on a computer - go to the classwork page. Click on an assignment, then 'View assignment'. On the right-hand side of the page, click 'Add or create'. You can take photos of your child's completed work, upload them to your computer and then upload the photos in Google Classroom - click 'File', then 'Select files from your device', then 'Upload'. Once your child has finished their work, click 'Hand in', then 'Hand in' again to confirm. If you have made a mistake, you can click 'Unsubmit' to return the work to you, then follow steps 4 and 5 to resubmit work. For mobile devices it is easier - Open the Google Classroom app. Tap on your child's class, then 'Classwork' (at the bottom). Tap on an assignment, then the arrow at the bottom. Tap 'Add attachment'. You can take photos of your child's completed work and then upload the photos in Google Classroom - click 'File', then tap the file on your device. Tap 'Hand in', then 'Hand in' again to confirm.

The children will have a 10 word spelling test with 5 words from the statutory list and 5 words based on a rule learnt in class. This week the rule is for Words with /shun/ endings spelt with 'sion' (if the root word ends in 'se', 'de' or 'd')
For example, division, invasion, confusion, decision, collision, television, revision, erosion, explosion, inclusion.

The first half term has now come to a close. Thank you all for your support, welcoming smiles and hard work this term. It has been such a lovely start to my time at St Augustine's and I really am grateful to you all for making it so. The children have adapted to being back at school and the new ways we have to work incredibly well and I am sure they are now looking forward to a week off.

Have a fabulous half term. Stay safe and we look forward to welcoming you back on Tuesday the 3rd November, as Monday the 2nd of November is an INSET day.