

















Home Schooling Daily Plan

Year Group: 2

Date: Wednesday 1st April

RE WAGBAT: knowing that the Stations of the Cross tell the story of what happened to Jesus before he died.

The Stations of the Cross are a series of 14 pictures that help us to remember some of the things that happened to Jesus on Good Friday. They are called 'stations' because people can walk between the pictures, stopping at each one and thinking about what the picture shows and how it can help us to understand how we can follow Jesus.

Jesus is condemned to death.	Jesus carries the cross.	Jesus falls for the first time.	Jesus meets his mother, Mary.	Simon of Cyrene helps Jesus carry the Cross.
				
Veronica wipes the face of Jesus.	Jesus falls for the second time.	Jesus meets the women of Jerusalem.	Jesus falls for the third time.	Jesus is stripped of his clothes.
				
Jesus is nailed to the cross.	Jesus dies on the cross.	The body of Jesus is taken down from the cross.	Jesus is laid in the tomb.	
				

This website has an explanation of the stations, and a suggested prayer that children can say as they think about each station:

https://wau.org/resources/article/re_stations_cross_kids/

*Task	**Task	***Task
On the website above, read the explanation of stations 1, 4, 5, 6 and 13. Ask an adult to help you say the prayers.	On the website above, read the explanation of stations 1, 4, 5, 6 and 13. Ask an adult to help you say the prayers. How can these stations help us to follow Jesus in our daily lives?	On the website above, read the explanation of stations 1, 2, 3, 4, 5, 6 and 13. Say each prayer as you think about the stations. How can these stations help us to follow Jesus in our daily lives?



English WAGBAT: using expanded noun phrases in our writing.

Watch the video at <https://www.bbc.co.uk/bitesize/topics/zwwp8mn/articles/z3nfw6f>, read the explanation and then do the highlighting activity.



*Task	**Task	***Task
Finish writing the first draft of your letter, including a concluding sentence or paragraph. Try to use some expanded noun phrases.	Re-read the first part of your letter that you wrote yesterday. Underline any nouns and see if you can add an adjective or two to turn them into expanded noun phrases. Then finish writing your letter.	Edit your letter, adding expanded noun phrases where appropriate. Try to make your expanded noun phrases more complex by adding extra information. <u>For example:</u> <i>Simple noun phrase = I played with <u>my game</u>.</i> <i>Expanded noun phrase = I played with <u>my new game</u>.</i> <i>Complex expanded noun phrase = I played with <u>my new game that Grandma bought for me</u>.</i>

Maths WAGBAT: using mental methods for addition – ‘make 10’.

When we are trying to do mental calculations, we can make it easier for ourselves by using the number facts that we know really well to help us to find the answer.

Today we are going to use our number bonds to 10 (which we should know really well by now) to help us add larger numbers.

For example:

$$8 + 6$$

I know that $8 + 2 = 10$. I also know that 6 is the same as $2 + 4$.

So $8 + 6$ is the same as $8 + 2 + 4$.

$$8 + 2 + 4 = 14$$

*Task	**Task	***Task
Use the ‘make 10’ method to find the answers to these calculations:	Use the ‘make 10’ method to find the answers to these calculations:	Use the ‘make 10’ method to find the answers to these calculations:
$6 + 5$ $7 + 6$	$16 + 5$ $17 + 6$	$216 + 5$ $117 + 6$



8 + 4	28 + 4	128 + 4
5 + 7	25 + 7	205 + 7
9 + 6	39 + 6	319 + 6
4 + 8	44 + 8	244 + 8

Topic (Geography) WAGBAT: identifying where different habitats can be found in the world.

Use an atlas or a globe (if you don't have either at home, try using google earth or <https://www.echalk.co.uk/Science/physics/solarSystem/InteractiveEarth/interactiveEarth.html>) to investigate where in the world these different habitats can be found:

- rainforest
- tropical sea
- desert
- grasslands/savannah
- tundra

*Task	**Task	***Task
<p>On your map/globe, locate:</p> <ul style="list-style-type: none"> - the equator - an area of tropical rainforest - an area of desert - a tropical sea <p>Write in your book in which country/area each of these can be found.</p>	<p>On your map/globe, locate all of the above habitats. Record in your book which countries/areas these habitats can be found in.</p>	<p>On your map/globe, locate all of the above habitats. Record in your book which countries/areas these habitats can be found in, and some of the animals that might live in those habitats.</p>

Website links

https://wau.org/resources/article/re_stations_cross_kids/ - RE

<https://www.bbc.co.uk/bitesize/topics/zwwp8mn/articles/z3nfw6f> - English

<https://www.echalk.co.uk/Science/physics/solarSystem/InteractiveEarth/interactiveEarth.htm>

- Geography