

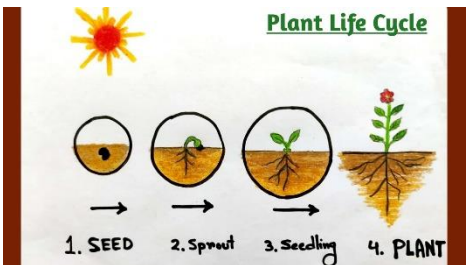



Year 1-Recycle, Reuse, Reduce-How does your garden grow?-Topic Home Learning

Here are some fun activities for you to take part in with your family. This can be sent into school via Google Classroom or can be brought into school each Friday morning. We will be sharing any learning together each Friday morning and we will be creating a display outside our classroom that will showcase all of your hard work.

Have fun!

Miss Mayes, Mrs Bladon, Mrs Harrop and Mrs Gardner

Science	Physical/Music	Art/DT	History/English
<p>Have a go at this experiment to observe how plants drink water!</p> <ol style="list-style-type: none"> Put some water and dark food colouring in a cup. Using celery or a white flower, trim off the end of the stem and then place it in the cup. Predict - what do you think will happen? Leave it for a day and then have a look at what has happened! <p>You could watch this video if you want to find out more: https://www.youtube.com/watch?v=KIug9Fouu3s</p>	<p>Learn this song about the 3 R's!</p> <p>https://www.youtube.com/watch?v=LxNumOifkT0</p> <p>Can you make an instrument out of recycled materials in your home? Does your instrument make high or low pitched sounds?</p> 	<p>Create a poster to teach people about the importance of looking after the planet! Think about the 3 R's - reduce, reuse, recycle.</p> <p>Be an inventor!!! Think about what you could make out of recycled materials that you have at home and then get to work making it!</p> 	<p>Write a letter to convince someone to start reducing, reusing and recycling! Why is it important? How can they do it?</p> <p>Find a poem about plants (there's lots on Google) and learn it off by heart! You could video yourself performing it or you could perform it to the class at school!</p>
<p>Plant a plant of your choice in your garden at home! Think about what it will need to grow. Make notes, draw diagrams or take pictures to show how your plant changes as it grows!</p> 	<p>Have a go at some of these nature inspired yoga activities!</p> <p>https://www.youtube.com/watch?v=TQvPiiXIIg0</p>	<p><u>Observational drawing</u></p> <p>Find plants in your garden or go on a walk with your adult to find some. Examine the plant, what do you notice? You may want to take a picture of it. Then paint or sketch the plant and try to include all of the details of the plant.</p> 	<p>Write your own beanstalk story! You can change it by changing what the seed grows into or you could change what happens when the character climbs up the beanstalk!</p> 