



Home Schooling Daily Plan

Year Group: Reception

Date: Tuesday 14^h July 2020

RE WAGBAT: learning about caring for others by learning about CAFOD's 'Summer of Hope.'


*Task

**Task

***Task

This Summer we are becoming involved with CAFOD's Summer of Hope.

This is an appeal launched by the Catholic Agency for Overseas Development asking that at this difficult time for all of the people of the world, we join together to think about how we as a global community can pray and increase hope for a brighter future.



Today we ask you to work with your child and to help them understand that we are part of God's World and that we should care for one another.

Please share this worship song:

Love One Another

<https://www.worshiphousekids.com/kids-worship-song-tracks/28328/love-one-another-lullaby>




After sharing the song, discuss how we can spread the message of hope to our brothers and sisters around the world.

Use the template in the Resources for Today section and ask your child to think of their hopes for the people of the world at this challenging time.


You could encourage them to think about being kind to others, sharing what they have or praying for people in the world.



English WAGBAT: reading and writing by reading tricky words and writing sentences about 'George saves the World by Lunchtime.'



Warm Up Song-<https://epicphonics.com/teachers/phase/3>

*Task	**Task	***Task
	<p>Yesterday we listened to the story of 'George saves the World by Lunchtime' by Jo Readman and Ley Honor Roberts.</p> <p>https://www.youtube.com/watch?v=f8CLhNvaEFI</p> <p>Please watch the story again with your child and talk to them about the events of the story and how George worked hard to help save the planet.</p>	
*Task	**Task	***Task
<p>Having shared and discussed the story events, please use The Resources for Today Section. Here you will see a sheet with a picture from the story.</p> <p>Talk to your child about details in the picture that they may like to write about and get them started by suggesting they use the following sentence starters:</p> <p>I can see a _____.</p> <p>It is a _____.</p> <p>Using these, help your child write 6 sentences.</p> <p>Please encourage them to use their phonics as they write and to also use finger spaces between words and a full stop at the end of each sentence.</p>	<p>Having shared and discussed the story events, please use The Resources for Today Section. Here you will see a sheet with a picture from the story.</p> <p>Talk to your child about details in the picture that they may like to write about and get them started by suggesting they use the following sentence starters:</p> <p>I can see a _____.</p> <p>It is a _____.</p> <p>He is _____.</p> <p>Using these, help your child write 6 sentences.</p> <p>Please encourage them to use their phonics as they write and to also use finger spaces between words and a full stop at the end of each sentence.</p>	<p>Having shared and discussed the story events, please use The Resources for Today Section. Here you will see a sheet with a picture from the story.</p> <p>Talk to your child about details in the picture that they may like to write about and get them started by suggesting they use the following sentence starters:</p> <p>I can see a _____.</p> <p>It is a _____.</p> <p>He is _____.</p> <p>Alternatively, they could use any sentence starters of their own choice.</p> <p>Ask your child write sentences to fill the page.</p> <p>Please encourage them to use their phonics as they write and to also use finger spaces between words and a full stop at the end of each sentence.</p>



Maths WAGBAT: writing our numbers and learning about adding by doing practical activities.

I Can Write to 20!

1	2	3	4	5	6	7	8	9	10
11	12	13	14	15	16	17	18	19	20
1	1	1	2	1	3	1	4	1	5
1	6	1	7	1	8	1	9	1	10

*Task	**Task	***Task
-------	--------	---------

Following on from yesterday's activity on adding 1 more using a song to help us, today we are going to carry out further practical adding activities.

Please have 12 blocks or duplo bricks for your child to use for this activity.

As a warm up to adding with blocks carry out the following numberblocks quiz:

<https://www.bbc.co.uk/cbeebies/puzzles/numberblocks-adding-up-quiz>



After the quiz, ask your child to use their blocks/bricks to repeat the following adding sums.

1 + 1	2 + 2	1 + 2
2 + 3	1 + 3	1 + 4

On completion, ask your child to work with a dice, to roll the dice and to place that number of bricks in a tower. Then as they roll the dice again, ask them to add this number to their starting number. Explain that they have created an adding sum and you could scribe the sum for them as they work.

Encourage your child to repeat the activity several times so that they gain an understanding of adding 2 number together to make a total.



*****Task**

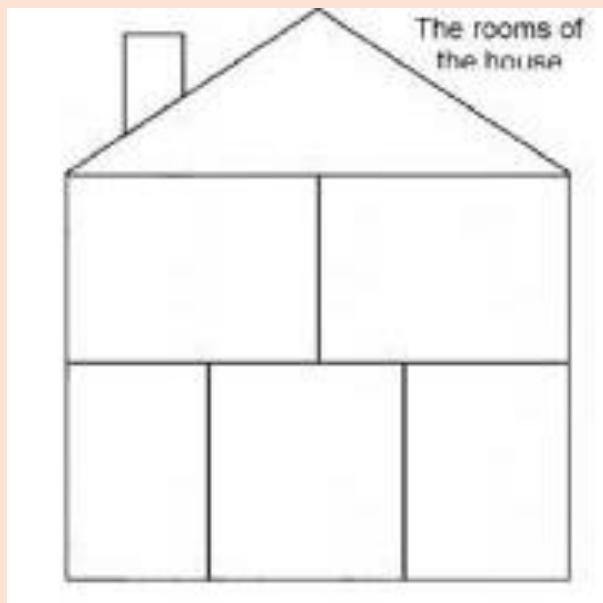
To develop your child's understanding of practical addition and the way we represent addition sums, please ask them to use the Maths Sheet and record the answers for the addition sums that they create using the dice.



Topic WAGBAT: discussing and thinking about recycling by thinking about items we can recycle in different parts of our homes.

*Task	**Task	***Task
-------	--------	---------

What can you recycle in your house?



Following on from yesterday's work on recycling, please ask your child to think in more detail about the rooms in their house and items that are made of plastic, paper, metal or glass that can be recycled.

You may like to watch the animation or song from yesterday to help your child think in detail about this topic.

<https://www.youtube.com/watch?v=AOvcW8l3RzE>



Please continue to remind your child of the importance of recycling to help towards being a World saving Superhero like George in this week's story.

Ask your child to draw items in different rooms that could be recycled. They could then go on to list these in the box next to the recycling bin.

Thank you.




Resources for Today



**My hopes for the people of the world.
I hope...**

George Saves the World... Sentence Writing





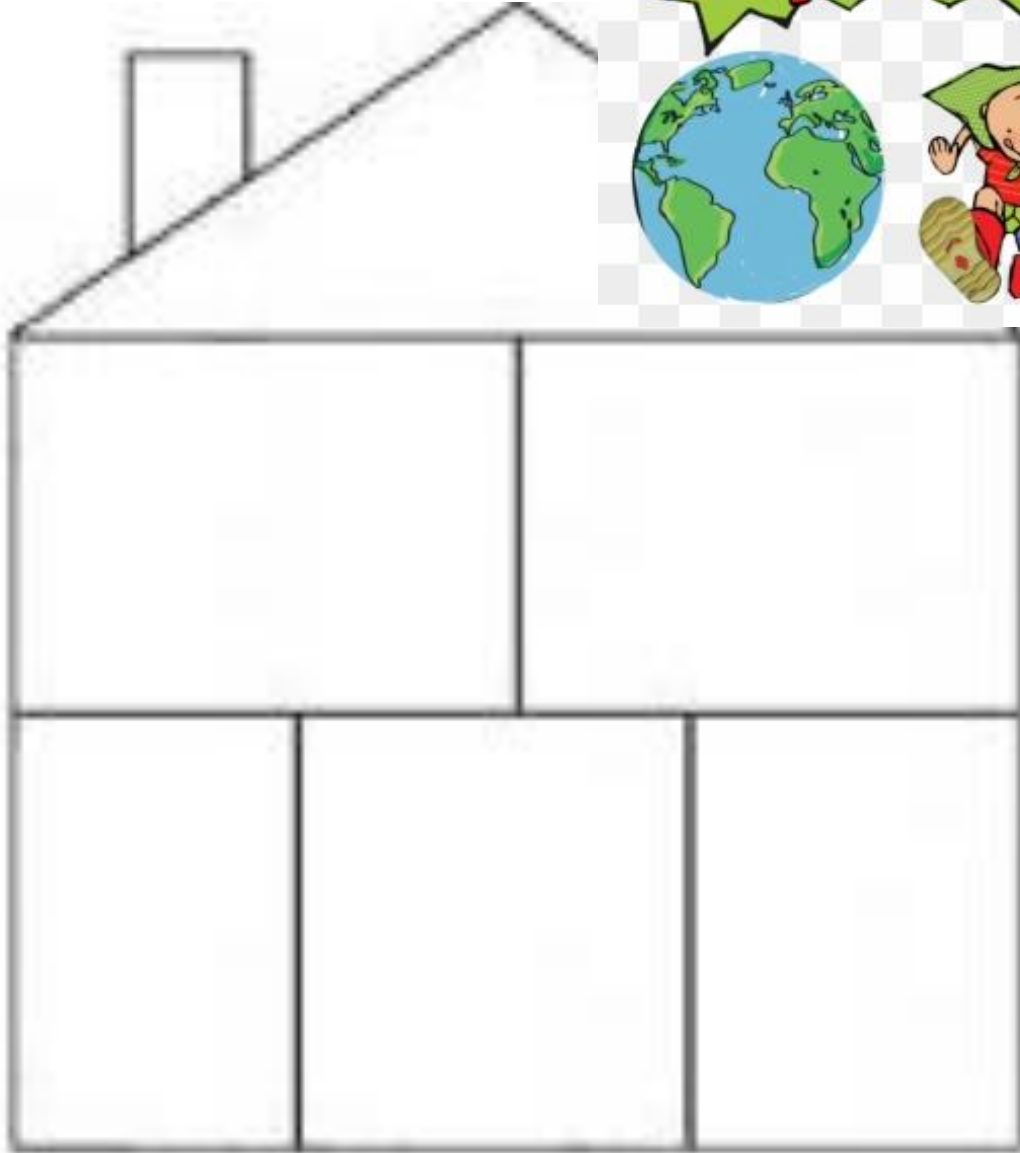
My adding sums

$+$	$=$	$+$	$=$
$+$	$=$	$+$	$=$
$+$	$=$	$+$	$=$

I Can Write to 20!

1	2	3	4	5	6	7	8	9	10
11	12	13	14	15	16	17	18	19	20

11	12	13	14	15	16	17	18	19	20



In my house I can recycle

