





## Home Schooling Daily Plan

Year Group: Reception

Date: Thursday 16th July 2020

**RE WAGBAT: learning about caring for others by learning about CAFOD's 'Summer of Hope.'**



We are continuing to think of others and care for our Common Home by learning about Laudato Si and CAFOD's Coronavirus Appeal: 'The Summer of Hope.'

**\*Task**

**\*\*Task**

**\*\*\*Task**

Today we are going to create a prayer linked to our hopes for our family and friends. We have been learning about care for our planet and for the people of the world over the past few weeks by working on Laudato Si and also CAFOD's Coronavirus Appeal: 'The Summer of Hope.'

Today we are going to focus on those we love.

In The Resources for Today Section, you will see a prayer template.

Please take to your child about the people in their lives that they love and then help them use this template to create their own Prayer for those they love.

Please explain that God loves us and asks us to care for the people of the world.

In Laudato Si we hear about care for others and at this difficult time for the people of the world, we are asked to care and to show the gospel values of kindness, compassion and love.

We are reminded that God loves us very much and that we can share this love with others.

You may like to share the following song with your child to remind them of this love:

<https://www.worshiphousekids.com/kids-worship-song-tracks/41250/amazing-love>





English WAGBAT: saying our alphabet and writing by forming our letters



Warm Up Song-

<https://www.youtube.com/watch?v=5PmB3SijNdQ>

**\*Task**

**\*\*Task**

**\*\*\*Task**

Today we are going to focus on forming our letters from the baseline in preparation for Year 1.

**\*Task-** Please practice your child's name writing with them. If you know that your child struggles to write their name, please continue to work on developing their skills here over the Summer Holidays.

**\*\*Task-** Please practice the letters l l t c a d g o q r n m h b and p with your child.

**\*\*\*Task-** Please work on forming all the letters of the alphabet with your child.

In The Resources for Today Section, you will see a sheet to help your child practise.

As they work please remind them that each letter starts from the baseline.

If they really struggle with certain letters, please go over these with your child during the Summer Holidays.

Thank you.

Cursive Letter Formation

a b c d e f g h i

j k l m n o p q r

s t u v w x y z



**Maths WAGBAT: writing our numbers and learning about multiples of 2 by singing a song and playing a sorting game.**

**I Can Write to 20!**

1	2	3	4	5	6	7	8	9	10
11	12	13	14	15	16	17	18	19	20

**\*Task**

**\*\*Task**

**\*\*\*Task**

We have been learning to sort odd and even numbers over the past few weeks.

To link in with this work and to carry on with learning number patterns, today we are going to learn to count in 2s.

Please revisit even numbers with your child by explaining that these are numbers that be put into pairs.

Recite the the numbers to 20.

2 4 6 8 10 12 14 16 18 20.

Then sing this song:

<https://www.youtube.com/watch?v=JyCr0lgbYcl>



After sharing the song, please carry out a number sorting game with your child.

Using the sheet in The Resources for Today Section, cut and sort the numbers into the correct set.

As your child works, explain to them that the numbers we are learning to say are the numbers in the 2 times table.

**\*\*\*Task**

If your child copes very well with this activity, encourage them to practise reciting their multiples of 2, perhaps flashing 2 fingers each time they say a new number.

They could also have a go at adding to the sets of numbers they have sorted by writing numbers for themselves. Have fun.



**Topic WAGBAT: learning to develop our computer skills by using Mini Mash in different ways.**

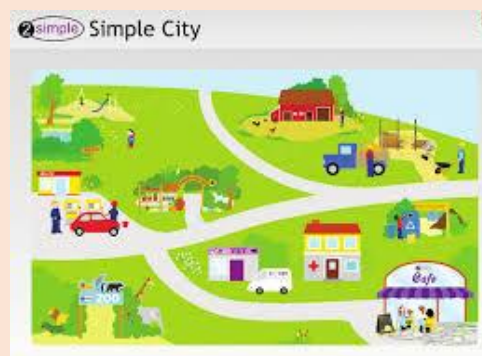
**As today is our last Mini Mash Session of the school year, the children can choose what activities they would like to participate in to develop their computer skills.**



**\*Task**

**\*\*Task**

**\*\*\*Task**



**During the year the children have learned to use touch screen technology and have also developed their use of a track pad or mouse (if using a Chromebook or similar device or a home pc or laptop.)**

**They have used technology for a variety of purposes using Mini Mash and today can choose which area of the learning platform they would like to explore.**

**Above are pictures of the 3 areas that we have taken time to explore.**

**Talk to your child about the computer skills that they feel they have developed this year and ask them to tell you about how using Mini Mash has helped them learn new skills.**

**You could continue to use Mini Mash over the Summer Holidays and perhaps explore areas that your child has not yet worked on.**

**Have fun.**





# Resources for Today

Dear Lord,

I thank you for your gifts and for those I love.

I hope that my family....

I hope that my friends

I hope that the future is bright and full of opportunities for all.

I ask this in your name.

Amen.



# Cursive Letter Formation

a b c d e f g h i

j k l m n o p q r

s t u v w x y z

\_\_\_\_\_

\_\_\_\_\_

\_\_\_\_\_



# I Can Write to 20!

1	2	3	4	5	6	7	8	9	10
11	12	13	14	15	16	17	18	19	20

11	12	13	14	15	16	17	18	19	20


Kristen Perinolo

---



---

---



**Multiples of 2**

**Not multiples of 2**



<b>2</b>	<b>6</b>	<b>8</b>	<b>10</b>
<b>16</b>	<b>4</b>	<b>14</b>	<b>12</b>
<b>1</b>	<b>9</b>	<b>5</b>	<b>7</b>