



Home Schooling Daily Plan

Year Group: 5

Date: 14.07.20.

Hello Year 5,

TUESDAY

Words of wisdom from Winnie the Pooh and friends.

**“You are braver than you believe, stronger than you seem,
and smarter than you think.”**

Christopher Robin



RE WAGBAT: Reflecting upon our Gospel Values and the idea of hope.

Carry on from yesterday.

OUR GOSPEL VALUES

Humility, Justice, Compassion, Non-Violence, Kindness, Courage,
Forgiveness and Integrity.



Draw and colour a symbol that represents each of our Gospel Values.

Write three ways in which you show each gospel value in your own life. ★

Is there something else you could do or is there something you would like to change in the world to show our Gospel Values even more? ✨

What is hope? Write your own definition. Then look up the meaning in a dictionary. How does your definition compare? Draw and colour a symbol of hope.

How / do our Gospel Values link to hope?



English – WAGBAT: Writing a formal letter

Dear Mrs Gray and Mrs Smith,



You are going to write a formal letter to your new teacher, Mrs Gray, and teaching assistant, Mrs Smith.

Your letter should follow this pattern:

Paragraph 1 – State the reason for writing. 'I am writing to....'

Paragraph 2 - Introduce yourself, full name, birthday, who you live with.

Paragraph 3 – What you would like Mrs Gray and Mrs Smith to know about you.

Paragraph 4 – The best bits of Year 5 and what you think went really well for you in school in Year 5

Paragraph 5 – The not so great bits of Year 5 that you think didn't go quite so well for you.

Paragraph 6 - Highs and lows of school being closed to most children, home schooling, coming back to a different kind of school.

Paragraph 7 – How you feel about Year 6 - things you are looking forward to and any concerns.

Your letter should be presented formally. Look at the example on the next page. When you have finished, read through your work. Is there any vocabulary you change to make it more formal? Use a thesaurus.

<https://kidthesaurus.com/>

<https://www.collinsdictionary.com/dictionary/english-thesaurus>

IF YOU ARE WORKING AT HOME, IT WOULD BE GREAT IF YOU COULD SCAN OR PHOTOGRAPH YOUR LETTER AND EMAIL IT TO THE YEAR 5 ACCOUNT BY THURSDAY 16th JULY. WE WILL PASS YOUR LETTER ONTO MRS GRAY AND MRS SMITH. THANK YOU!

year5@staugustines.dorset.sch.uk



Layout

See paragraph details.

| | | |
|---|---|----------------------------|
| 1 | Mr. T. Smith 89 Foxhole Lane, Twinklstone. WA12 4QP. | Your address |
| 2 | Monday 26 th November 2016 | Date |
| 3 | Mr. S. Pilkington 32 Warren Drive, Warwickshire. S13 4AP. | Recipient's address |
| 4 | Dear Mr Pilkington, I am writing to complain about the vegetables purchased from your shop three days ago. Firstly, the potatoes which were not only hollow, but had an infestation of ants within them. Secondly, the 500g of mushrooms were actually doorknobs which had been painted grey. Last was the watermelon. Upon closer inspection this was no watermelon, rather a football painted green. This standard is unacceptable and I demand a refund for these goods. You should expect a visit from myself within the week. | Greeting |
| 5 | | Main body |
| 6 | Yours sincerely Mr. T. Smith | Closing farewell |



MATHS – WAGBAT: Creating symmetrical pictures.

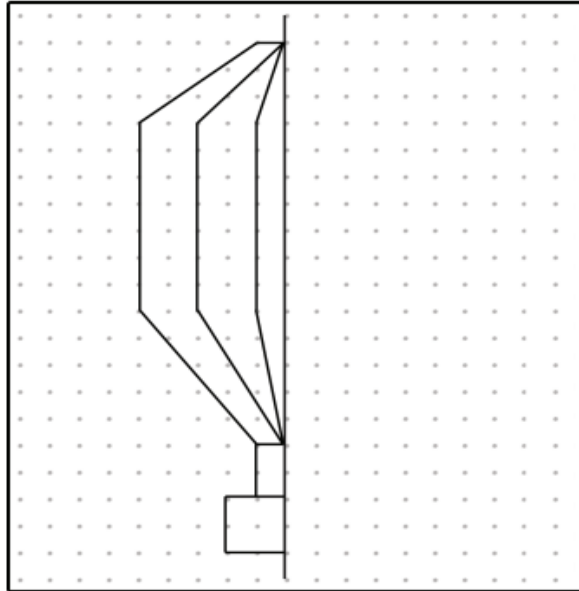
Choose at least two of the pictures and complete so there are symmetrical.

Then create your own in your Maths book.

Line Of Symmetry

Use the dotted grid to copy the shape.

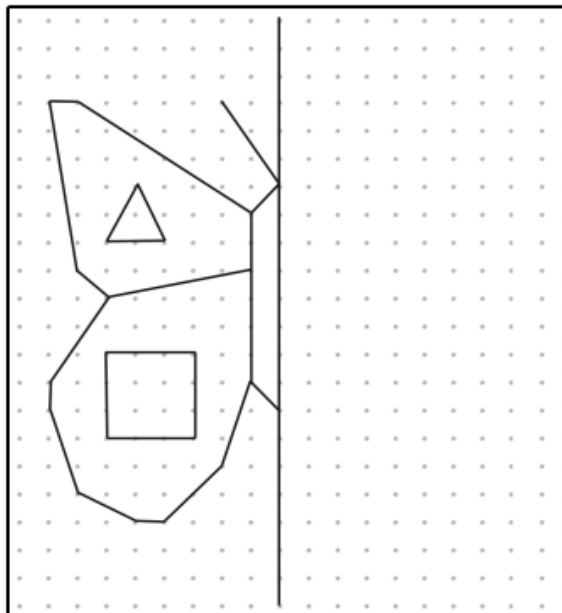
What have you drawn?



Line Of Symmetry

Use the dotted grid to copy the shape.

What have you drawn?

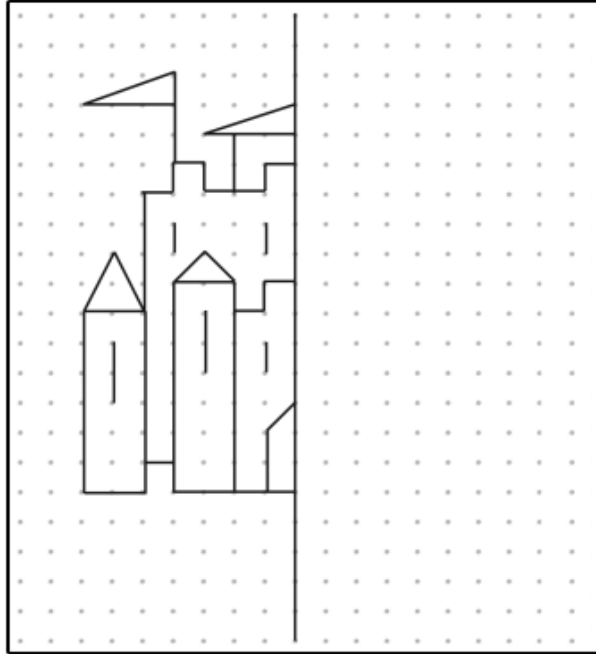




Line Of Symmetry

Use the dotted grid to copy the shape.

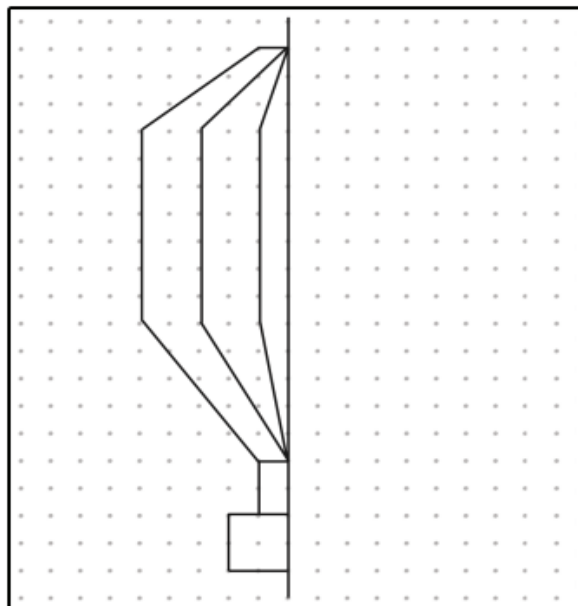
What have you drawn?



Line Of Symmetry

Use the dotted grid to copy the shape.

What have you drawn?

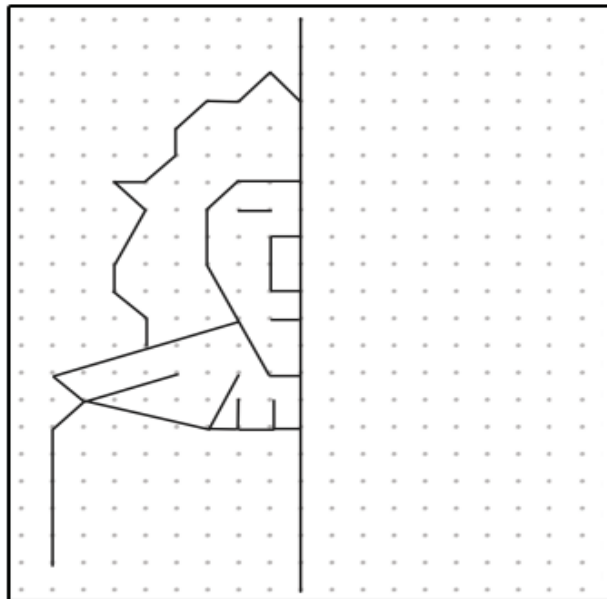




Line Of Symmetry

Use the dotted grid to copy the shape.

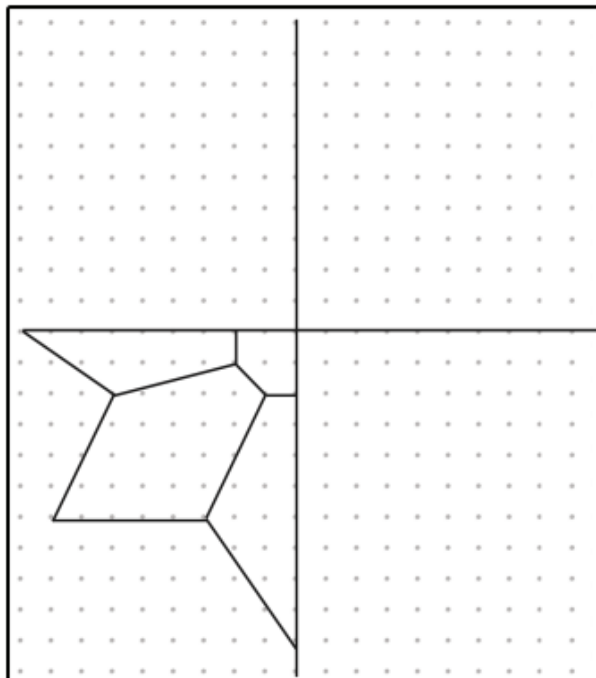
What have you drawn?



Line Of Symmetry

Use the dotted grid to copy the shape.

What have you drawn?





Topic (Art) WAGBAT: Create a drawing inspired by sound.

WHAT IS A SOUND CREATURE?

We are going to listen to a sound and use it to inspire a drawing. There are five different sounds to choose from.

Your challenge is to draw a creature inspired by the sound you hear.

What does it look like? Does it sound like a big or small creature? Is it real, imaginary, or a bit of both? Where does it live? Does it have a superpower?

Follow this link.

<https://www.tate.org.uk/kids/make/art-technology/draw-sound-creature>

- Pick a sound and press play.
- Close your eyes as you listen to the sound.
- You might want to listen for a bit before you start drawing.
- Replay the sound to inspire you as you draw.
- When you've finished, pick another track and draw another sound creature!



Website links: See English and Art