




Tin Forest Topic Home Learning

A - Science/Maths	B - PE/Music	C - Art/DT	D - PSHE/Literacy
<p>Work out what a plant needs to grow on this BBC website. Take the quiz at the end! What does a plant need to grow? - BBC Bitesize</p>	<p>Have a boogie!</p> <p>Can you create some dance moves for this dance song about reducing, reusing and recycling?</p> <p>Earth Day Song Reduce, Reuse, Recycle The 3 R's of Recycling - YouTube</p>	<p>Create an amazing piece of art like Andy Goldsworthy using purely natural material!</p> 	<p>Make a poster about the importance of recycling. Use the slogan "Reduce, Reuse and Recycle!"</p> <p>Use bright, bold colours so that your poster really stands out.</p> <p>This video would help you in thinking of some good sentences to use.</p>
<p>Make a tally chart and a bar chart on the materials that you put into your recycle bin over a few days.</p> <p>Paper Plastic Metal (tins) Glass</p> <p>What is the most common? What is the least common? How many things did you recycle in total?</p>	<p>What are pulse and rhythm? - BBC Bitesize</p> <p>Watch the videos. Create a rhythm using just your body. You could clap, stamp, click, tap, shout or sing. Can you keep your made up rhythm going for 30 seconds?</p>	<p>Build a robot out of your recycling. Useful materials include soft drink lids, old boxes, tin foil, ice cream containers, old clothing, various material, straws, paper and crayons.</p> 	<p>Write a set of instructions to teach people about "How to save Water." Use this video to help get some ideas. Energy Conservation for Kids - Water Usage Tips - YouTube</p>
<p>Draw a picture of a PHYSICAL or HUMAN environment using 2D shapes - can you use a circle, triangle, square, rectangle?</p> <p>Challenge - use a pentagon, hexagon and octagon!!</p>	<p>Create a simple obstacle course using things from your household recycling. Can you teach your someone at home how to use your obstacle course? Here is a video of someone who really went wild! Recycle Warrior - YouTube</p>	<p>Make a Creative Recycled DIY Bird Feeder for your garden! A large plastic bottle is great for this. Maybe ask an adult to make the holes in the plastic.</p> 	<p>Create an acrostic poem for the words REDUCE, REUSE or RECYCLE.</p> <p>R E U S E</p>

Please make sure you complete the highlighted activity, then it is your choice for which activity you complete at home each week. Some of the activities can be recorded in your home learning book and some will be separate. We will let you know a date towards the end of the half-term to bring in your completed work to share with the rest of the class. Have fun!

Year Two Team