

# Parents in Partnership

# Helping Heroes

## Number Task: Autumn 2 Week 3

### Thank you to Dorset Waste Partnership


This week we were treated to a visit from Dorset Waste Partnership. Friday morning started with a whole school assembly and was then followed up with a lovely workshop for the Reception class. The children learned about caring for the environment and how to reduce, reuse and recycle, linking in well to our work on care for our common home. We thank Kirsten from the DWP for providing this wonderful opportunity for our children. She really is a 'Helping Hero.'

Next week we will be following up the work that Kirsten has started.



### This week in RE

We are now in the third week of our topic on the Sacraments. This week we have focussed on the Sacrament of Holy Orders and have been learning about the work of Priests, Deacons and Nuns. The children have responded well and have learned that all these people work hard to do God's work.



### Christmas Play Costume Letter

In your child's book bag today, you will find a letter letting you know what part your child is playing in our Christmas Play this year. Our play takes place on Friday 13<sup>th</sup> December at 9.30. We ask that as stated in the letter, you provide your child with a costume in a named carrier bag by Monday 9<sup>th</sup> December. If there is a problem with sourcing a costume please let us know as soon as possible. Thank you.



### Comparing

This week in Maths, we have continued to work on comparing and following on from practical work the previous week, have been working with towers of bricks to help us compare and use the vocabulary - estimating, comparing, more, fewer and 'how many more?'

In preparation for next week's work we are revisiting the concept of adding one more and ask that your child completes the following tasks.

#### Task 1

In the same way that you worked with your child last week, we ask that you use Duplo bricks or a similar brick to help your child construct a tower. Then on completion ask them to estimate the number of bricks used and to check their estimation by counting. Then ask them how many brick they would have if they added '1 more.' Do this several times with different numbers of bricks in the tower.

#### Task 2-Extension

If your child is understanding this work well, extend them by asking them to look at the number track below and to find the numeral to match the number of bricks in their tower. Then ask them to identify the number that is 1 more than their original number. Working in this way will help the children with their number/numeral correspondence. Thank you.

1	2	3	4	5	6	7	8	9	10
---	---	---	---	---	---	---	---	---	----

### Storytime Phonics

We have continued our work on Storytime Phonics this week. Detailed overleaf are last week's tricky words, with extra words added this week.

We've also displayed the books we have shared together with their accompanying phonemes (sounds).

The decodable words have also been added to. We ask that you continue to reinforce our phonics work at home to help your child practise their early reading skills.

We thank you for your ongoing support.



I	no	go	the
be	me	he	to




These are tricky words. They're words that can't be blended but that the children need to look at and learn. We teach an action to go with each of these words

Decodable words to blend this week.



his	back	on	up
dad	will	went	just
an			

Our phonemes and books of the week.



Your child's response to the tasks.