



Home Schooling Daily Plan

Year Group: 2

Date: Friday 24th April 2020

RE WAGBAT: sharing our thoughts with God through prayer.

At Easter time, we remember the sacrifice that Jesus made for us when he died on the cross on Good Friday. His resurrection on Easter Sunday reminds us that God grants eternal life to all who truly believe in him.

Read the following prayer, then write your own Easter prayer. You may like to follow the instructions below to make a special prayer card.

Dear God,

We thank You for showing Your love for us by giving Your only Son to save us. Help us to appreciate all that we have and to live as Jesus taught us, especially now as we deal with many changes in our lives.

Thank you God.

Amen

Instructions for Easter prayer card:



1 Fold a piece of card in half along its width.



2 Place your hand onto the card with your little finger against the fold. Then draw around your hand using a pencil.



3 Cut out the hand shape through both pieces of the folded card. This should create two hand shapes joined along the little finger edge.



4 Draw fingers and nails on to both sides of the hands.






*Task	**Task	***Task
<p>Think about what you would like God to know about you at the moment. What would you like to ask him?</p> <p>Say a prayer, either the one above or one of your own.</p>	<p>Think about what you would like God to know about you at the moment. What would you like to ask him?</p> <p>Write your own prayer.</p>	<p>Think about what you would like God to know about you at the moment. What would you like to ask him?</p> <p>Write your own prayer, trying to link it to what you have learned about Jesus and his friends this week.</p>

English WAGBAT: predicting what will happen next in a story.

Time to discover a little more of our story.

There was once a wide, windswept place, near nowhere and close to forgotten, that was filled with all the things that no one wanted.

Right in the middle was a small house, with small windows, that looked out on other people's rubbish and bad weather.




In the house lived an old man.

Every day, he tried to clear away the rubbish, sifting and sorting, burning and burying.

And every night the man dreamed.

He dreamed he lived in a jungle full of wild forest animals. There were colourful birds, tropical trees, exotic flowers, toucans, tree frogs and tigers.



But when he awoke, his world outside was still the same.

One day something caught the old man's eye and an idea planted itself in his head.

What do you think the idea could be? What makes you think this? Think about what we have found out so far about the story and about the old man. Does the idea you are thinking of fit with what we know so far?

*Task	**Task	***Task
<p>Predict what you think will happen next in the story. Either draw a picture to show what will happen, or ask an adult to record your ideas.</p> <p>I would love to know what you think will happen, so please email me your ideas if you can.</p>	<p>In your book, tell me what you think will happen next in the story and explain why you think that.</p> <p>I would love to know what you think will happen, so please email me your ideas if you can.</p>	<p>In your book, write the next part of the story, based on your predictions.</p> <p>I would love to know what you think will happen, so please email me your ideas if you can.</p>

Maths WAGBAT: finding a quarter.

Watch the White Rose video [Week 1 Lesson 5: Find a quarter](https://whiterosemaths.com/homelearning/year-2/). Don't forget, only pause to do a question if I have set that question for you in your task.

<https://whiterosemaths.com/homelearning/year-2/>

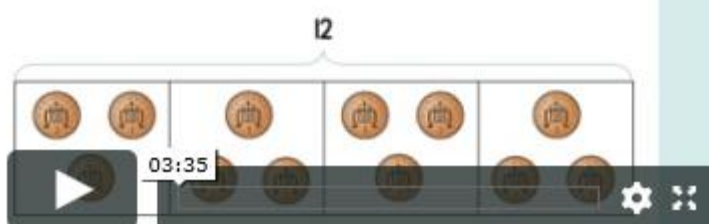


Lesson 5 - Find a quarter



Rosie isn't sure what $\frac{1}{4}$ of 12 is. So she draws a bar model with 4 equal parts.

She then gets herself 12 pennies and places them into the bar model, being careful to share them equally.



*Task	**Task	***Task
https://wrm-13b48.kxcdn.com/wp-content/uploads/2020/homelarning/year-2/Y2-Spring-Block-4-WO5-Find-a-quarter-2019.pdf	https://wrm-13b48.kxcdn.com/wp-content/uploads/2020/homelarning/year-2/Y2-Spring-Block-4-WO5-Find-a-quarter-2019.pdf	https://wrm-13b48.kxcdn.com/wp-content/uploads/2020/homelarning/year-2/Y2-Spring-Block-4-WO5-Find-a-quarter-2019.pdf
Complete questions 1-3.	Complete questions 1-5.	Complete questions 4-8.

Topic (Reduce, Reuse, Recycle - Music) WAGBAT: creating music or a song to encourage people to follow the 3Rs.

Listen to Jack Johnson's song, The 3Rs: <https://www.youtube.com/watch?v=d1mFymbRmv4>





Choose one of the tasks below. I have removed the stars as you can choose whichever activity you like.

Task	Task	Task
Learn the words to the song and ask a grown up to video you singing along.	Recycle some of your rubbish by making your own shaker (two yoghurt pots and some old rice is one way, but see how inventive you can be) and play along to the song, keeping the beat.	Write your own song encouraging people to follow the 3Rs.

Website links

<https://whiterosemaths.com/homelearning/year-2/> - Maths (White Rose video)

<https://wrm-13b48.kxcdn.com/wp-content/uploads/2020/homelearning/year-2/Y2-Spring-Block-4-WO5-Find-a-quarter-2019.pdf> - Maths (White Rose questions)

<https://www.youtube.com/watch?v=d1mFymbRmv4> – Topic (Music)