



Year6@staugustines.dorset.sch.uk

*Task	**Task	***Task
<p>Pick a charity to research. It could be Cafod, Christian Aid, The Samaritans or any of the thousands of charities that exist in this country and abroad.</p> <p>Research the charity and collect facts on what the charity is like and what they do to help others.</p>	<p>Pick a charity to research. It could be Cafod, Christian Aid, The Samaritans or any of the thousands of charities that exist in this country and abroad.</p> <p>Research the charity and collect facts on what the charity is like and what they do to help others. Explain why you picked this particular charity.</p>	<p>Pick a charity to research. It could be Cafod, Christian Aid, The Samaritans or any of the thousands of charities that exist in this country and abroad.</p> <p>Research the charity and collect facts on what the charity is like and what they do to help others.</p> <p>Present the information in a fact file and illustrate where possible.</p> <p>Try to link the work of the charity to any of the Gospel values that seem relevant.</p>



English WAGBAT: Identifying and using personification in our writing

PERSONIFICATION

The sun peeked happily from behind a cloud.



The trees danced back and forth in the wind.

The car happily squealed down the highway.



It was time to go home, but the bell refused to ring.

The warm fireplace seemed to be calling my name.



The angry sky roared and threw lightning around.

The gentle wind softly kissed my cheeks as I walked.



The delicious smell of cookies pulled me to the kitchen.


That chocolate ice cream cone is really tempting me.



I can see that news travels quickly.



Copyright 2004 May the Fours Be With You!



What is Personification?

Personification is a useful tool. It is when you give an object
Or thing human characteristics.



I.E The sun has his hat on.
The sun obviously doesn't wear a hat,
but saying it does makes it feel human.



*Task	**Task	***Task
<p>Look back at Tuesday and Wednesday's homeschooling.</p> <p>Looking at chapters 1-6 of Skellig can you identify any use of personification?</p> <p>Write these into your book</p>	<p>Look back at Tuesday and Wednesday's homeschooling.</p> <p>Looking at chapters 1-6 of Skellig can you identify any use of personification?</p> <p>Write these into your book.</p> <p>Now try to write a description of a room in your house and use personification to engage the reader.</p> <p>For example:</p> <p>'The walls leaned in toward the bed.'</p> <p>'The floor slept silently.'</p> <p>'The light smiled down on me.'</p>	<p>Look back at Tuesday and Wednesday's homeschooling.</p> <p>Looking at chapters 1-6 of Skellig can you identify any use of personification?</p> <p>Write these into your book.</p> <p>Now try to write a description of a room in your house and use personification to engage the reader.</p> <p>For example:</p> <p>'The walls leaned in toward the bed.'</p>

Maths WAGBAT: calculating the percentage of an amount


This Week we will using the White Rose Math's resources. Start by watching the video for Week 6, Lesson 4: [Percentage of an amount](#) by following this link:

<https://resources.whiterosemaths.com/resources/year-6/> Click on Week 6 and then the 'Video' tab:



<https://vimeo.com/420691195>



Answers to previous questions can also be found at this link.

The video is really useful to help you understand the work coming up. The video will take you through some sample questions and explain the concept of ratio clearly and simply. You only need to do the questions I have listed in your group task. However, if you wish to do more that would be great.

Have a go 

Find 100 % of the following

100 % of  =  100 % of 11 = 11

100 % of  =  100 % of $\frac{12}{56}$



Year 6

Summer Term Week 6
(w/c 1 June)

Lesson 1

Fractions to percentages <https://vimeo.com/420690848>

Lesson 2

Equivalent FDP <https://vimeo.com/420690973>

Lesson 3

Order FDP <https://vimeo.com/420691109>

Lesson 4

Percentage of an amount <https://vimeo.com/420691195>

When you finish here's a challenge here to really test you!

Challenge



The sharks are fed three times a day. During the morning feeding, $\frac{2}{15}$ of a ton of fish is fed. During the afternoon feeding, the weight of fish fed will be $\frac{1}{15}$ of a ton more than the fish fed during the morning. If the total weight of fish fed in a day is $\frac{1}{2}$ of a ton, how much is fed during the feeding at night?

A baby otter was born $\frac{3}{4}$ of a month early. At birth, its weight was $\frac{7}{8}$ kilograms, which is $\frac{9}{10}$ kilogram less than the average weight of newborn otter in the aquarium. What is the average weight of newborn otter?

*Task	**Task	***Task
Follow this link to get today's activity: https://resources.whiterosemaths.com/wp-content/uploads/2020/05/Lesson	Follow this link to get today's activity: https://resources.whiterosemaths.com/wp-content/uploads/2020/05/Lesson	Follow this link to get today's activity: https://resources.whiterosemaths.com/wp-content/uploads/2020/05/Lesson-4-



[-4-Percentage-of-an-amount-2-2019.pdf](#)

Complete questions 1-3

[-4-Percentage-of-an-amount-2-2019.pdf](#)

Complete questions 1-4

[Percentage-of-an-amount-2-2019.pdf](#)

Complete questions 2-6

Topic WAGBAT: Identify human and physical features of the United Kingdom



1. Use the atlas to find the places.
Some you may need to look really hard for.
2. Stick the pictures around the outside of your map and draw a line to the location. Label the feature and where it is in the UK.

Ext. Using the atlas answer the following questions-

1. Is a city a human or physical feature?
Where do you find most of the cities in the UK?
2. Is a mountain a human or physical feature?
Where do you find mountains in the UK?

*Task	**Task	***Task
Read the instructions above. If you are able to print the sheet then you need to cut and stick the place names and matching picture around the map of The United Kingdom. Draw lines to the matching location.	Read the instructions above. If you are able to print the sheet then you need to cut and stick the place names and matching picture around the map of The United Kingdom. Draw lines to the matching location.	Read the instructions above. If you are able to print the sheet then you need to cut and stick the place names and matching picture around the map of The United Kingdom. Draw lines to the matching location. Can you also complete the extension activity?



Big Ben (Houses of Parliament In London)
Angel of the North (Gateshead)
Clifton Suspension Bridge (Bristol)
Wembley Stadium (London)
Edinburgh Castle (Scotland)
RIVER SEVERN (longest river in UK)
Ben Nevis (Highest mountain in UK)
Forest of Dean (In Gloucestershire)
Durdle Door (Jurassic Coast)
Lake Windermere (Largest lake in England)



