








Year 1 - Our Wonderful World Summer 2 - Topic Home Learning

Here are some fun activities for you to take part in with your family. This can be sent into school via Google Classroom or can be brought into school each Friday morning. We will be sharing any learning together each Friday afternoon and we will be creating a display outside our classroom that will showcase all of your hard work.

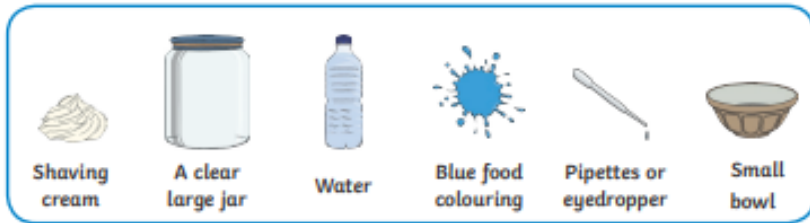
Have fun!

Miss Mayes and Mrs Phelan

Science	Physical/Music	Art/DT	History/English
<p><u>Rain Cloud in a Jar</u></p> <p>This half term we are learning all about weather. Can you do the rain cloud in a jar experiment? Find the instructions below. Write down your observations.</p> 	<p>Make up your own African animal dance to this song! https://www.youtube.com/watch?v=m_eYoGMCZqU</p> <p>This half term, we are doing athletics in PE. Can you set up your own running races? Time yourself and then keep practicing until you beat your time!</p> 	<p><u>Maasai necklace</u></p> <p>We will be learning about the Maasai people. Can you make a Maasai necklace like the ones in the picture below?</p> <p><u>Tingatinga Art</u></p> <p>Have a look at tingatinga artwork. Can you create a painting of an African animal using dot work like tingatinga art?</p> 	<p>Interview a grandparent to learn about what their childhood was like. Tell us what you found out!</p> <p>We have read The Tiny Seed (video below). Can you rewrite part of or the whole story yourself? You may want to make a story map first! https://www.youtube.com/watch?v=LIDOMQPptOM</p>
<p><u>Weather Reporter</u></p> <p>Make your own weather report video to tell us about the weather forecast! You may want to keep a weather diary to help with noticing patterns.</p> 	<p><u>Make your own obstacle course!</u></p> <p>Try to include a variety of activities where you run, jump, hop, throw etc.</p> 	<p><u>Season Art</u></p> <p>Pick your favourite season. Make a piece of art that represents your favourite season. It could be a drawing, painting, sculpture or something else!</p> 	<p>Pick an African animal that you would like to find out more about. Make a fact file about it and bring it in to share with the class!</p> 

Rain Cloud in a Jar

You will need:



Method:

1. Fill the large jar with water, leaving 2 inches at the top.
2. Add the shaving cream to the top of the water until it reaches the top of the jar.
3. Next, add 1 cup of water to the small bowl and 3 drops of blue food colouring.
4. Mix the water and food colouring together.
5. Use the pipette to add drops of the water mixture to the top of the shaving cream cloud.
6. Continue adding the water mixture until you begin to notice the raindrops begin to break through the bottom of the cloud.

