








## Year 2 - The Circle of Life

History / PE / Literacy	OIL SPILL EXPERIMENT	Art/DT	PSHE
<p><b><u>Performing Poetry</u></b></p> <p>Explore poetry in books or online. Find a poem that you enjoy, practise reading it aloud. Can you learn it off by heart and perform it to the class?</p>	<p><b>YOU'LL NEED :</b></p> <p>Clear plastic container, Tray, Vegetable oil, Spoon or pipette, Water, Cotton wool, Cotton buds, Paper towel and a sponge</p> 	<p><b><u>Andy Goldsworthy Art</u></b></p> <p>These term we will be finding about the famous artist Andy Goldsworthy.</p> <p>Your task is to go a park, woods or even in your garden and create your own natural art work.</p> 	<p><b><u>Catholic Virtues</u></b></p> <p>Draw a large heart on a piece of paper, inside write/draw how you follow one of the following Catholic Virtues. Bring them into school for us to create our new Catholic Virtues display.</p> <p><b>Justice</b> <b>Prudence</b></p>
<p><b><u>Create a 'Save the Planet' poster</u></b></p> 	<p><b>STEP 1</b> - Half fill the clear container with water. Drop a small amount of oil onto the water. The oil will float on top of the water. Even if you shake the container (cover it first ) the oil and water will separate again.</p> <p>Use a cotton bud to move the oil around surface of the water.</p> <p><b>STEP 2</b> - Pour enough water into the tray so the surface is completely covered and the tray is about half full.</p> <p>Carefully drop two tablespoons of oil onto the surface of the water. Experiment with the absorbent materials to discover which cleans up the oil spill the best.</p>	<p><b><u>Recycle your junk to make an animal!</u></b></p>  <p>Water Bottle Fish</p> <p>Lets get creative!</p>	<p><b>Make a plastic</b></p> <p><b>MY PLASTIC PLEDGE</b></p> <p>I pledge to:</p> <ul style="list-style-type: none"> <li>Sort and recycle rubbish <input type="checkbox"/></li> <li>Use a reusable water bottle <input type="checkbox"/></li> <li>Buy more things second hand <input type="checkbox"/></li> <li>Avoid wasting water <input type="checkbox"/></li> <li>Try not to waste paper <input type="checkbox"/></li> <li>Avoid single use plastics <input type="checkbox"/></li> <li>Walk or cycle more <input type="checkbox"/></li> <li>Turn off lights <input type="checkbox"/></li> </ul>  <p>pledge!</p>
<p><b>PE at Home - Athletics</b></p>  <p><a href="https://www.youtube.com/watch?v=orymmvYFoA">https://www.youtube.com/watch?v=orymmvYFoA</a></p>	<p><b>CHALLENGES</b></p> <p>Try to build something to contain oil to one area of the tray.</p> <p>Try the experiment again, but this time use the same amount of each absorbing material and collect the oil for the same amount of time.</p> <p>Which material absorbs the oil the most effectively?</p>	<p>How to draw...</p> <p><a href="https://www.youtube.com/watch?v=gExU54kVM0o">https://www.youtube.com/watch?v=gExU54kVM0o</a></p> 	<p><b><u>Join the Big Beach Clean!</u></b></p> <p>Back for its seventh year, our 2022 Great British Spring Clean takes place 25 March - 10 April.</p> <p>This year the message is simple. Join our #BigBagChallenge and pledge to pick up as much litter as you can during the campaign.</p> <p><b>www.keepbritaintidy.org</b></p>