



Home Schooling Daily Plan

Year Group: 1

year1@staugustines.dorset.sch.uk

Date: Thursday 4th June 2020

What do you call a sleeping dinosaur?

..... a dīnosnore.



RE WAGBAT: knowing that after Pentecost, the disciples told others about Jesus.

Look at your list or spider diagram from Tuesday and your front cover from yesterday. Recap on the following questions:

What did Jesus do in his life?


What stories about Jesus do you know?

What miracles did he perform?

How did he teach us to behave?

Today you will be writing a short blurb for this book. A blurb can be found on the back of a book and it tells you a little about the book. It tries to draw in the reader making them want to find out more by reading the whole book.

Examples of Blurbs



A **blurb** is the text on back cover of a book. It is a summary of the story. It aims to get the reader interested in buying or reading the book.

What might your blurb say? Discuss with a grown up.

*Task	**Task	***Task
Write a sentence to go on the back of a book about Jesus' life. Remember not to give away too much information but tell people the kinds of	Write a short blurb to go on the back of a book about Jesus' life. Remember not to give away too much information but tell people the kinds of	Write a short blurb to go on the back of a book about Jesus' life. Remember not to give away too much information but tell people



things they might learn by reading this book.

things they might learn by reading this book.
Challenge: try to include some details of a story that will really draw the reader in.

the kinds of things they might learn by reading this book.
Challenge: can you include any of our Gospel Values in your blurb?

English

Phonics WAGBAT using the alternative spellings of 'e'.

Writing WAGBAT identifying the features of a report introduction.

1) Phonics

The short 'e' sound, like in bed, uses just the letter 'e'. The same sound can be made with the letters 'ea' like in bread.

Read the words below and sound button the short 'e' sound in each word. The first one has been done for you.

short 'e' sound

e

bed



Fred

red

stem

ea

bread



head

instead

breath

Then choose a word from each column and write a sentence using it.

Challenge: can you use all 4 words from a column in the same sentence?

2) Report Writing

The first part of a report is always the introduction. What information do you think should be included in an introduction?

An introduction often covers the following points:

- What
- When
- Where

With a grown up, read the three examples of introductions to reports on animals below. Do all of these introductions cover 'what', 'when' and 'where'?



Minibeasts

Minibeasts are small animals that are found in places like gardens, rivers and houses. There are lots of different kinds of minibeast such as spiders, beetles and butterflies. Some minibeasts have lots of legs; some have wings.



Hedgehogs



Hedgehogs can be found almost everywhere in the UK. They live in cities and towns, and can be found on railway land, parks and gardens. They do not live on mountainsides because there is not much food for them and there are not many places for them to nest.

Polar Animals

Some animals live in very hot places, e.g. snakes and camels live in deserts. Other animals live in extremely cold places, like the Arctic or Antarctic.

*Task	**Task	***Task
<p>Think about the dinosaur you have researched. How would you write an introduction for this dinosaur?</p> <p>Can you include:</p> <ul style="list-style-type: none"> • What • When • Where <p>Write a short introduction for your report.</p>	<p>Think about the dinosaur you have researched. How would you write an introduction for this dinosaur?</p> <p>Can you include:</p> <ul style="list-style-type: none"> • What • When • Where <p>Write a short introduction for your report. Try to include some key vocabulary linked to dinosaurs. (see vocab mat on the home learning page)</p>	<p>Think about the dinosaur you have researched. How would you write an introduction for this dinosaur?</p> <p>Can you include:</p> <ul style="list-style-type: none"> • What • When • Where <p>Write a short introduction for your report. Try to include some key vocabulary linked to dinosaurs. (see vocab mat on the home learning page)</p>



Challenge: Can you use exciting adjectives within your introduction?

Maths WAGBAT: counting, reading and writing numbers to 100 in numerals.

Number bonds to 10 maths warm up

Complete the blanks in these number sentences.

$$4 + \underline{\quad} = 10$$

$$5 + \underline{\quad} = 10$$

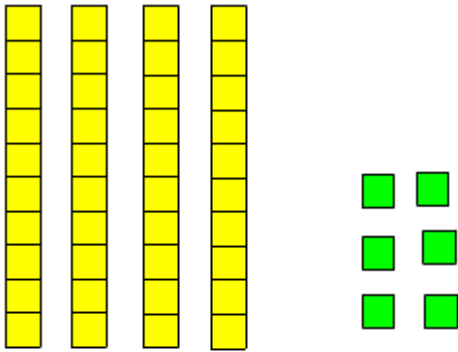
$$\underline{\quad} + 3 = 10$$

$$\underline{\quad} + 2 = 10$$

Look at the hundred square below. I have accidentally covered some squares.
What numbers have been covered up by the colour?

1	2	3	4	5	6	7	8	9	10
11	12		14	15	16	17	18	19	20
21	22	23	24	25	26	27	28	29	30
31	32	33	34		36	37	38	39	40
41	42	43	44	45	46	47	48	49	50
51	52	53	54	55	56	57	58	59	60
61	62		64	65	66	67		69	70
71	72	73	74	75	76	77	78	79	80
81	82	83	84		86	87	88	89	90
91	92	93	94	95	96		98	99	100

Below I have represented a number less than 100 using equipment. Can you work out what the number is?

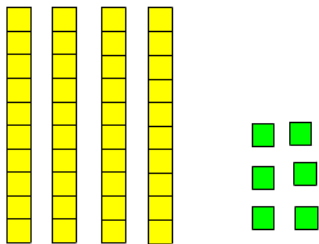


There are 4 tens and 6 ones. What is the number?

Did you think it was 46? If so well done.

If you didn't have another look, can you see how it shows 46? There are 4 lots of 10 and then 6 lots of 1.

We could also show this as



$$40 + 6 = 46$$

forty six

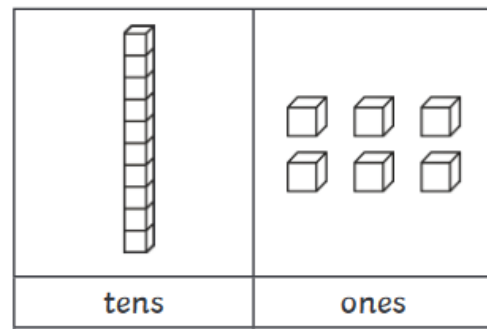
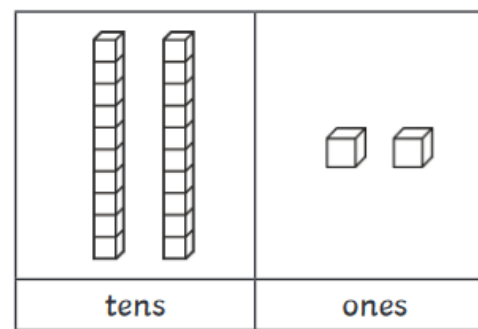
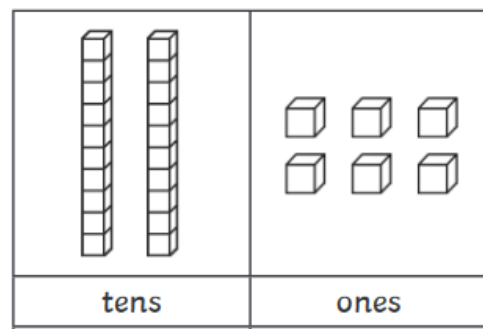
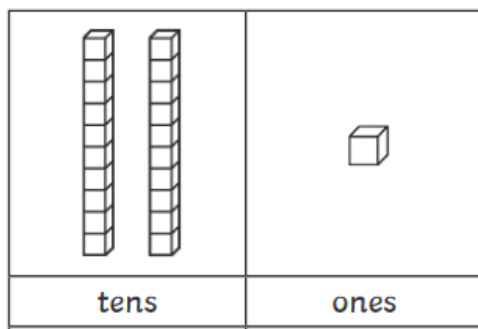
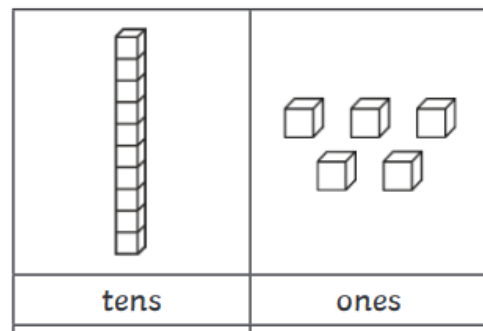
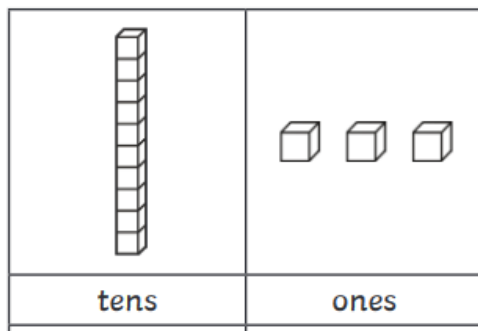
***Task**

****Task**

*****Task**

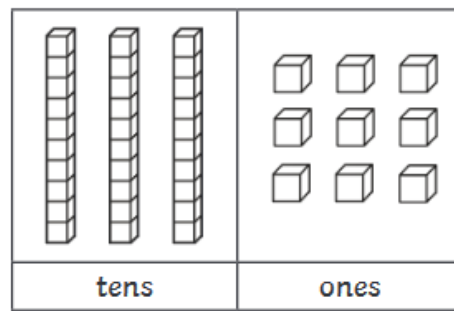
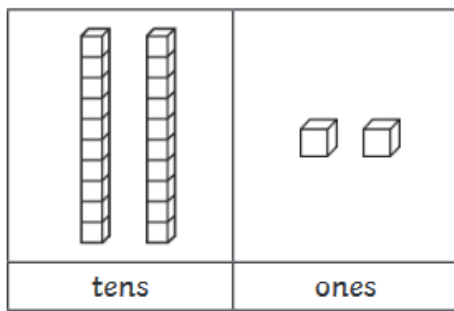
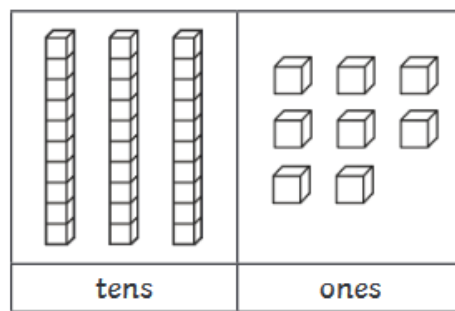
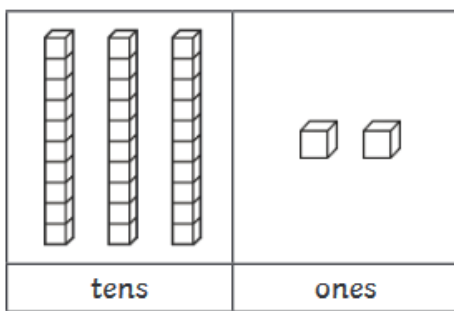
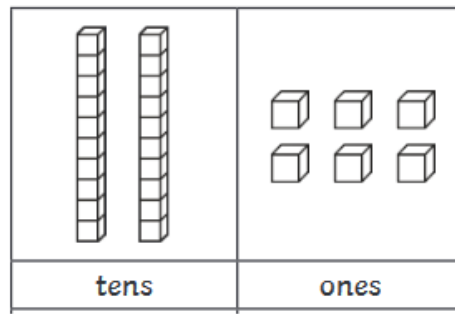
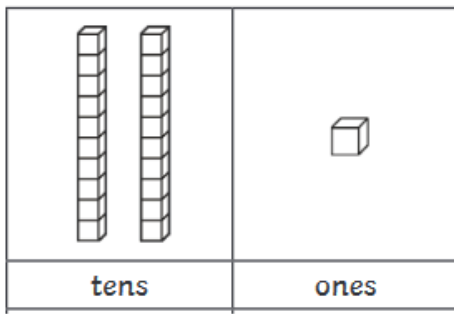
***Task**

What number does each picture represent? Write it as a number and using words.



****Task**

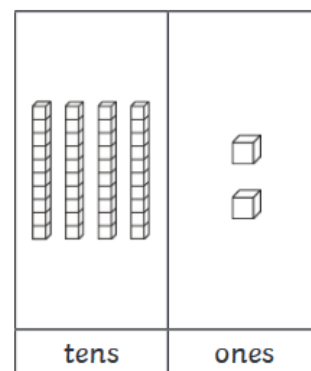
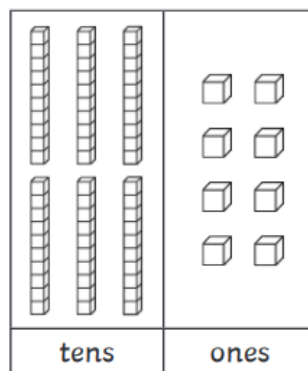
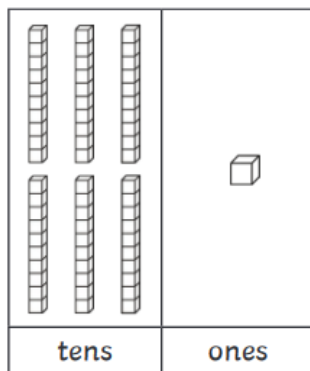
What number does each picture represent? Write it as a number and using words.

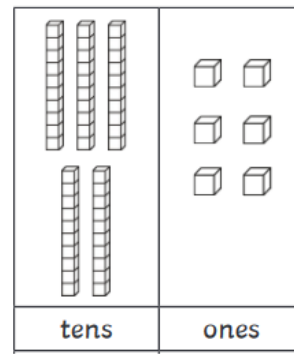
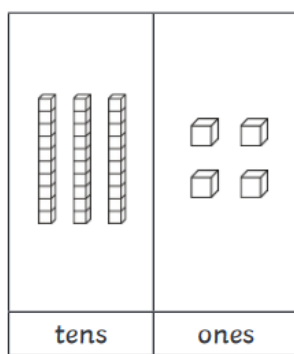
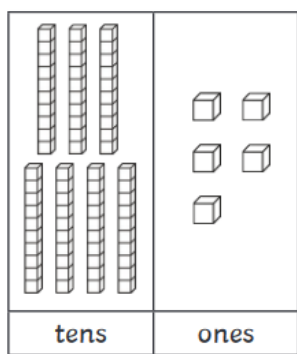


***Task

What number does each picture represent? Write it as a number and using words.

Challenge: Can you also show each number as an addition of the tens and ones?





Topic WAGBAT: identifying the features of different dinosaurs.

Look at your word mat – do you understand all of the words on your word mat?
Discuss with a grown up.

Today you will be looking at 6 different dinosaurs and their body parts.

Why do you think these dinosaurs have these body parts?

For example – why would a T-Rex have big sharp teeth?



Log into Purple Mash to find your dinosaur labelling activity.
<https://www.purplemash.com/sch/staugustinesdt4>

*Task	**Task	***Task
Complete the 'Dinosaur Labelling' activity on Purple Mash.	Complete the 'Dinosaur Labelling' activity on Purple Mash. Choose 1 dinosaur and in your book, draw it and explain what features it has and why.	Complete the 'Dinosaur Labelling' activity on Purple Mash. Choose 2 dinosaurs and in your book, draw them and explain what features they have and why.

Website links



Maths spelling word bank

one
two
three
four
five
six
seven
eight
nine

ten
eleven
twelve
thirteen
fourteen
fifteen
sixteen
seventeen
eighteen
nineteen

twenty
thirty
forty
fifty
sixty
seventy
eighty
ninety