



## Home Schooling Daily Plan

Year Group: Reception

The last day of our school year.

We hope you have fun.

Date: Friday 17<sup>th</sup> July 2020

RE WAGBAT: learning about rainbows as a symbol of God's love and hope for the future.

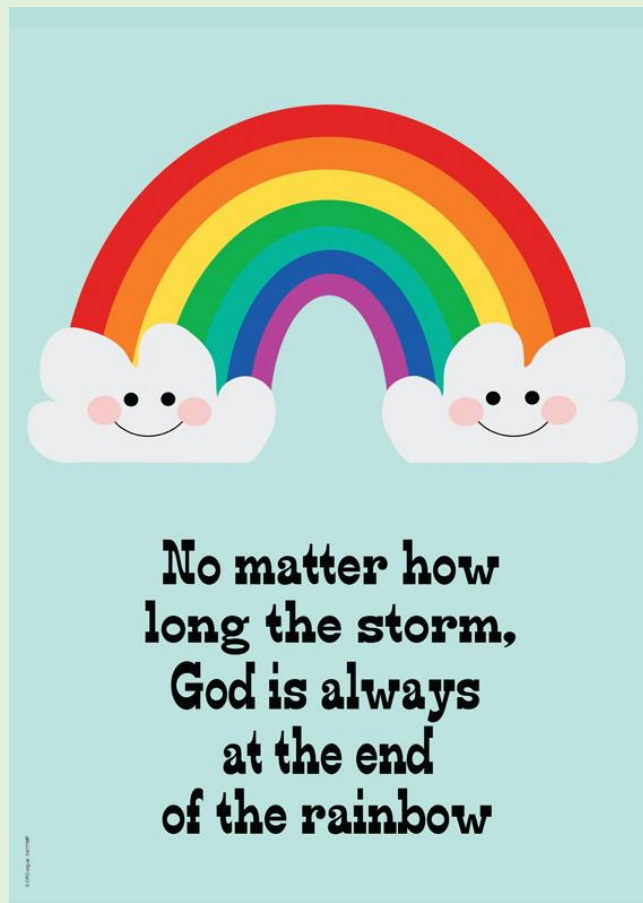


Today we will be finishing our school year by thinking about God's rainbow as a symbol of hope.

\*Task


\*\*Task

\*\*\*Task



Please remind your child about CAFOD's 'Summer of Hope Appeal' and then share this song of hope with your child.

<https://www.youtube.com/watch?v=R1LAHPTXqbw>



Then linking in with our topic work today, please spend time working on creating rainbows in an imaginative way.

Remind your child that we use the rainbow as a symbol of hope and that God wants us to show love and kindness and by doing this as a world wide family, we can have hope for the future.

It's been a pleasure to teach the class RE this year and I'm always overwhelmed at their spiritual responses.

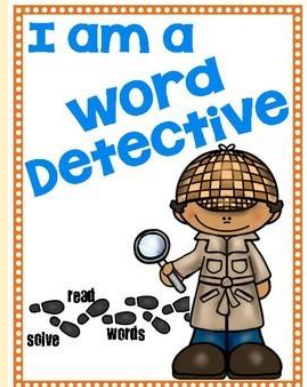
I hope that during the Summer you and your family will continue to sing worship songs and to pray for a world of hope and love for the future.



English WAGBAT: reading by becoming a Word Detective.

Over the last few weeks, we have asked you to be a word detective using different books.

The	are	way
to	in	for
your	sky	day



\*Task

\*\*Task

\*\*\*Task

Today, I have chosen some words from the rainbow song we shared in RE .

Please help your child to use their detective skills to find the rainbow words above in the lyrics from the song. Good luck.



**The rainbows in the sky to show  
God's promises are true. The  
rainbows in the sky to show the  
world he's the only way for your  
every day.**

Thank you for all your hard work and support in helping develop your children's phonics and reading skills this year. To continue to support your child during the holidays, please sign up to the Summer Reading Challenge being run by the Dorset Library Service.

Please read below for more information.



# The Summer Reading Challenge


## Dorset Library Service

Last year over 8000 Dorset children aged 4-12 years participated in the Summer Reading Challenge – run nationally by libraries and The Reading Agency. This reader development promotion is designed to encourage 4-12-year olds to read for pleasure and to help maintain literacy levels over the summer holiday period.

This year's Summer Reading Challenge is Silly Squad; a celebration of funny books, happiness and laughter. In light of the Covid 19 restrictions, the Challenge this year will be digital.

### It's so easy to take part

- Children sign up to our easy-to-use website and create their own profile at [sillysquad.org.uk](http://sillysquad.org.uk) from 5th June onwards.
- They set their own challenge to read any amount of books during the Challenge, with children being encouraged to read anything that makes them happy – whether it be comics, joke books, poetry, fiction or non-fiction; in digital or print format; from e-book lending through the public library service or from what they already have at home.
- Each time they finish a book, they add it to their profile and write a review. They are rewarded with activities and incentives along the way, such as online badges, games and videos.
- Families are encouraged to join in and 'Get Silly' with downloadable activities, games, quizzes and more. With new content to enjoy each week, the fun will continue throughout the summer to keep families engaged.
- They receive a downloadable certificate once they've completed their challenge!



Dave Warren 2019 for The Reading Agency with thanks to Pancras Square Library

Have fun with the challenge and I look forward to hearing all about the wonderful books the children enjoyed.



Maths WAGBAT: writing our numbers and recapping our number bonds to 10.

Warm up song: The Big Numbers Song : <https://www.youtube.com/watch?v=e0dJWfQHF8Y>

# 100

This year one of the concepts that we have worked on with the children is to learn number bonds to 10.

We've taught them all the ways that 2 numbers can be added together to make 10 in total.

Today, for our last Maths activity, we ask you to carry out 2 activities.

Using the number formation sheet in The Resources for Today Section, please check that your child can neatly form their numbers to 10 initially and then if confident, to 20.

If your child struggles at all, please revisit their number formation during the Summer Holidays in preparation for Year 1. Thank you

\*Task


\*\*Task

\*\*\*Task

The second activity for today is to revisit ways of making 10 using two numbers.

Please watch this Numberblocks episode:

<https://www.youtube.com/watch?v=2GI9-HG2SpQ>



After the episode please look at The Resources for Today Section.

Here you will find a Number Bonds Rainbow.

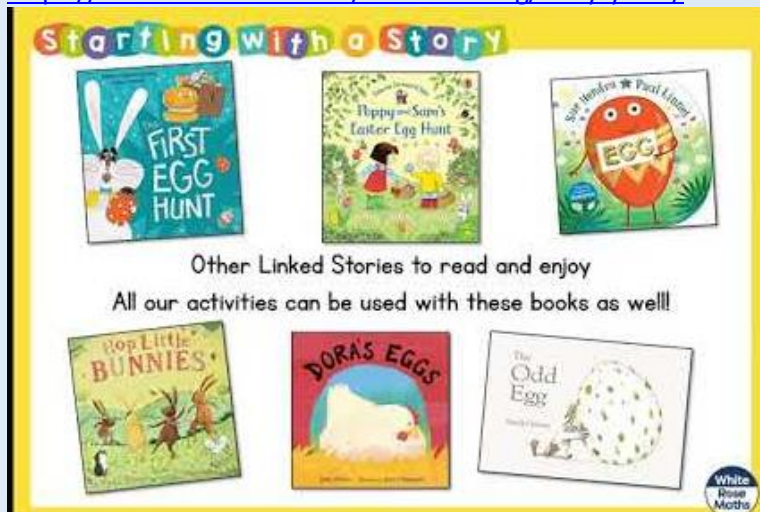
Help your child use their fingers or the tens frame to explore different ways to make 10 from 2 numbers.

If they struggle with this work, please revisit it during the Summer to help them with their Number Bond Addition work in Year 1.

Thank you.

Another resource that you may like to use with your child for Maths over the Summer are the White Rose Maths Resources. These can be accessed by following this link:

<https://whiterosemaths.com/homelearning/early-years/>



These maths activities are really engaging and start with a story.

They provide a range of exciting activities and will be really useful in keeping your child captivated by their maths learning.

The activities will also really help prepare your child for their learning in Year 1.

Have fun with your continued maths learning over the Summer. I'm sure that by using these resources you'll have lots of fun. Thank you.





Topic WAGBAT: being creative by creating Rainbow Art.

**\*Task**


**\*\*Task**

**\*\*\*Task**

Today we ask that you take time to do some artwork linked to rainbows linking in with The Summer of Hope. Below are some examples of Rainbow themed art that you may like to participate in.

As you work with your child, please do remind them that this year has been a challenge and that they have been wonderful.

The rainbow acts as a symbol of hope and I sincerely hope that you and your families all enjoy a lovely Summer.



It has been a pleasure to teach our Reception class this year and we wish you all the very best of everything as you start your work in Year 1. Continue being creative this Summer, keep learning and above all stay safe and have lots of fun.

Thank you all for being amazing.

Have a lovely Summer.

Mrs Evans, Mrs Harrop, Mrs Gardner and Miss Smith.





## Resources for today

# Rainbow Bonds

0 1 2 3 4 5 6 7 8 9 10

There are 11 ways to make 10.

$$0+10=10 \quad \text{↔} \quad 10+0=10$$

$$1+9=10 \quad \text{↔} \quad 9+1=10$$

$$2+8=10 \quad \text{↔} \quad 8+2=10$$

$$3+7=10 \quad \text{↔} \quad 7+3=10$$

$$4+6=10 \quad \text{↔} \quad 6+4=10$$

$$5+5=10$$



# I Can Write to 20!

1	2	3	4	5	6	7	8	9	10
11	12	13	14	15	16	17	18	19	20

11	12	13	14	15	16	17	18	19	20
