



Parents in Partnership

Helping Heroes

Number Task : Autumn 2 Week 5

Reading Challenge

Thank you for continuing to support your child with their reading. We now have children in reception who have received their first reading badge for completing their 30 reads at home. Please continue to read and record your reads on a daily basis so that we may reward your child at school.

As we continue to emphasize, the strong partnership between home and school reading benefits the children and helps them understand the importance of reading as a life long skill.



This week in RE

We have started our Advent topic and have lit the first candle on the advent wreath. We have focussed on the advent theme of Hope and have thought about our hopes for our families and our hopes for our world. The children have been really reflective and it's been lovely to see.



Reverse Advent Calendar

Thank you so much to all the families who have kindly donated to the reverse advent calendar this week. It is lovely for the children to think of others and for us all to know that families in the Weymouth area will benefit from these given items.



Christmas Play

Just to remind you, our play takes place on **Friday 13th December at 9.30**. We ask that your child's costume in a named carrier bag is in school by **Monday 9th December**. If there is a problem with sourcing a costume please let us know as soon as possible.

Please feel free to bring grandparents and other family members to the play.

It would be lovely to see attend this special occasion.

Thank you.



Maths Work

This week in Maths we have assessing the children's understanding of the areas of Maths we have taught this term.

We have focussed on

Counting with 1 to 1 correspondence	Comparing using the language of more and fewer.	Estimating
Adding 1 more (using cubes and fingers) and for some, adding one more using a number track to 20.	Number recognition	

Next week we will be continuing to assess and will be focussing on

2D shape names and the properties of shape. circle square triangle rectangle hexagon	3D shape names and the properties of shape. Sphere cone cylinder cube cuboid pyramid.
---	--

Any practical tasks that you can work on to support your child in these areas will be beneficial. Please look on the Reception page of the school website to find all our previous week's newsletters which provide suggestions for activities linked to these areas.

These are tricky words. They're words that can't be blended but that the children need to look at and learn.
We teach an action to go with each of these words







go	no	into	the
be	he	me	we
she	was	you	they



Decodable words to blend this week.

from	big	it's	help
this	then	them	that
with			

Our phonemes and books of the week.



Your child's response to the tasks.

Handwriting

This week we have continued to work on our pre-cursive handwriting script.

We have continued to work on the long ladder letters.

Please look at the entry strokes and letters below and help them form their letters on this sheet, or in practical ways at home, such as with chalks on the garden path, with paint, with water and brushes outside or with colouring pencils on paper.

Thank you

We explain to the children that the letters all start from the base line and when forming each letter we use the following script.

These letters are the long ladder letters, so please help by using the following script.

Entry stroke-Start on the baseline then up the hill, pencil off.

Letter i - 'Up the hill, down the short ladder with a flick, pencil off and back for the dot.'

Letter l-'Up the big hill, down the long ladder with a flick.

Letter t- 'Up the big hill, down the long ladder with a hook, pencil off and line across.'