



Parents in Partnership

Helping Heroes

Number Task: Autumn 2 Week 4


Thank you for your commitment

Thank you for supporting your child with Storytime Phonics and our new reading system. We thank you for continuing to record in your child's reading record every time they have read. Please do continue to do this as we add up the number of times a child has read and record it. Then when your child has read 30 times at home, they receive their first reading reward badge which they can wear every day to school. This strong partnership between home and school reading benefits the children and helps them understand the importance of reading as a life-long skill.



This week in RE

We are now in the fourth week of our topic on the Sacraments. This week we have continued to focus on Holy Orders and have been learning about the work of Priests, Deacons and Nuns. The children joined in with paired and group discussions, have role played and have drawn pictures to thank Priests, deacons and nuns for the important work they do in God's name.



Christmas Play

In your child's book bag last week, you had a letter letting you know what part your child is playing in our Christmas Play this year. Just to remind you, our play takes place on Friday 13th December at 9.30. We ask that your child's costume in a named carrier bag is in school by Monday 9th December. If there is a problem with sourcing a costume please let us know as soon as possible. Thank you.



Adding one more

This week in Maths we have all carried out practical tasks linked to adding one more. We ask that you continue this work at home.

Task 1

When playing with your child using cars, bricks, dolls, letter tiles, dominoes, teddies etc..., encourage your child to line them up, or stack them and to use their one to one touch counting. Then ask them to add one more and count them again. If this is easy for your child, look at the extension task below.

Extension

Carry out the same task as above, but instead of asking your child to count the toys initially, ask them to estimate the number and then check it by counting. From here ask them to use the grid below to find their original amount and then to count on 1 using the number track. Some of the children this week, have learn this rhyme, 'When you add one more, the answer is next door.'


Continue to work on this concept practically relating your child's work to the numbers on the track. Thank you.

1	2	3	4	5	6	7	8	9	10
11	12	13	14	15	16	17	18	19	20



I	no	go	the
be	me	he	to
she	was	you	they

These are tricky words.
They're words that can't be blended but that the children need to look at and learn.
We teach an action to go with each of these words







Decodable words to blend this week.

his	back	on	up
dad	will	went	just
mum	can	from	can

Our phonemes and books of the week.



fr



Your child's response to the tasks.

Handwriting

We have started teaching the children our pre-cursive handwriting script and the children now practise handwriting 4 days a week.

Please look at the entry strokes and letters below and help them form their letters on this sheet, or in practical ways at home, such as with chalks on the garden path, with paint, with water and brushes outside or with colouring pencils on paper.

Thank you

We explain to the children that the letters all start from the base line and when forming each letter we use the following script.

These letters are the long ladder letters, so please help by using the following script.

Entry stroke-Start on the baseline then up the hill, pencil off.

Letter i-'Up the hill, down the short ladder with a flick, pencil off and back for the dot.'

Letter I-'Up the big hill, down the long ladder with a flick.

Letter t-'Up the big hill, down the long ladder with a hook, pencil off and line across.'