













Year 1 Spring Home Learning Grid

Here are some fun activities for you to take part in with your family. This can be sent into school via Google Classroom or can be brought into school on a Friday morning. We will be sharing any learning together each Friday afternoon and we will be creating a display outside our classroom that will showcase all of your hard work. Have fun!

Mrs Hutton and Mrs Moore

Science/English	Physical/PSHE	Art/DT	History/Geography	
<p>We have been learning to write instructions. Can you write some instructions to make your favourite sandwich. Make sure to include what you need and a method.</p>	<p>Try this 8-minute workout! (beware of adverts)</p> <p>8 Minute SPIN THE WHEEL Kids Workout The Body Coach TV - YouTube</p> 	<p>Create a junk castle. Use boxes, plastic bottles, empty rolls- whatever you</p>  <p>model cereal toilet like!</p>	<p>Over The Deep Blue Sea Kids Songs Super Simple Songs - YouTube</p> <p>Learn the words to sing the pirate song. You could make a video of yourself singing the song and even make up a dance. Please be mindful of adverts on YouTube.</p> <p>Design a Pirate ship! Draw your ship and add labels to tell us what you have done. What flags will you have? What colours?</p> 	
<p>What can you find in your home made of these materials? Wood, plastic, glass, fabric. Find 5 things for each material!</p>	<p><u>Umbrella investigation</u> Poor Ted was in the garden and he got wet. We are going to make him an umbrella.</p> <p>Look at the experiment below.</p>	<p>Laudato Si is all about caring for our common home- planet earth.</p> <p>Can you write a prayer saying how you are going to look after the planet?</p> 	<p>Design a castle! Draw and label your own castle. Does it have moat? How many turrets? What about flags?</p> 	<p>Draw or print a map of the UK and colour in: Scotland in blue, Wales in red, Ireland in green and England in yellow. Can you find and label Weymouth?</p> 
<p><u>Testing materials</u> Use the table below to test some materials to find out more about them.</p>	<p>In PSHE, we have been thinking about what our likes and dislikes are. Can you make a list of your likes a dislikes? Ask other people in your house what they like and dislike. Have you got any that are the same?</p>	<p>In Spring 2, we are going to be learning about windmills. With an adult, follow the instructions to make a windmill for your garden. How to Make a Paper Pinwheel (thesprucecrafts.com)</p> 	<p>Countries of the United Kingdom (UK) - Map Quiz Game (playgeography.com)</p> <p>Play this countries of the UK quiz game. How many did you get right? Can you get your time to under 1 minute?</p>	

Object	Material/s object is made from	Bendy	Not bendy
 straw			
 spoon			
 table			
 tape measure			
 elastic band			

Your Experiment

- Put your bear in a plastic pot.
- Choose a material to test. Place it on top of the pot and secure it with an elastic band
- Drop water onto the material using the pipette.
- Watch closely.
- Write down the results of the test.
- Do the test again using a different material.

When you are working in your groups you can take it in turns to choose the material, put on the water and time the results. Make sure everyone takes part.

