



Parents in Partnership

Number Task : Autumn 2 Week 1

Welcome back

Welcome back Reception

This week it has been lovely to welcome the children back. They have returned with enthusiasm and have worked well in learning about the Queen as part of our work on British Values and Parliament Week. As well as making crowns and creating pictures of Her Majesty, they have also learned to sing 'God Save the Queen' and on Friday performed this song during celebration assembly.

The children also had a democratic vote and have now voted 2 children on to the School Council by placing their voting papers in a sealed ballot box.



This week in RE

We have now started a 4 week topic on the Sacraments. This unit introduces children to the idea of God's presence at all times in their lives. It allows them to become more familiar with special occasions in their own lives, the lives of others and the life of the Church. This week the children have thought about special times when they feel close to God. These times have included, when they sing, when they pray at school and when they pray at home.



Sorting

This week in Maths, we have been carrying out a range of sorting materials using identical and non-identical objects. We ask that you support your child's learning by carrying out sorting activities at home.

Digging Deeper

Guess my rule

Begin with a large pile of items such as buttons.

Tell children you have a sorting rule but they need to guess what it is.



One at a time you can place buttons into piles i.e. buttons with 2 holes and buttons that have fewer or more than 2 holes. When a child thinks they know the rule they can choose a button and place it in the correct pile. You can tell them if they are correct or incorrect. Continue the activity until you think most of the children know the rule.

Odd one out



Make a set with one that doesn't belong. Ask the children to identify which that is and explain why. There may be more than one answer...

Key questions

What is the same about all the items in this set?
How is this different to the other sets?
Can you guess how I have sorted them?
Can you think of a different way to sort them?
Which one doesn't belong in this set? Why?

Sorting numbers

Provide a collection of numerals, pictures and dot patterns. Ask the children how they could be sorted. Can they find other ways?



The children could sort by making a set of 3 and not 3, by making sets of 1, 2, 3, 4, 5 or by grouping all of the dot patterns, all of the animals, all of the numerals etc.

Storytime Phonics

This week we have started teaching the children their phonics through the Storytime Phonics Scheme. This scheme provides an action for each phoneme (sound,) together with an accompanying story. In your child's book bag you will find a print out of the 4 new sounds we have taught this week. Each week we will attach the new sounds to the treasury tag so that you may use them with your child in the same way that you currently use the phonics book.

The programme provides decodable words for us to teach the children together with tricky words. Every week, we will detail the books we have used to teach the sounds together with the words we've taught in order to help you reinforce this work at home.





I no go be


These are tricky words. They're words that can't be blended but that the children need to look at and learn. We teach an action to go with each of these words

Decodable words to blend this week.

his	back	him	had
big	but	off	if
of			



Our phonemes and books of the week.



My child's response to the tasks.