



Home Schooling Daily Plan

Year Group: Reception



Date: Monday 13th July 2020

Good morning Reception.

We are now in the last week of the reception year.

Here is our learning tasks.

I look forward to hearing about your lovely work on tapestry and another way parents can contact me is through the class email address:

Reception@staugustines.dorset.sch.uk

RE WAGBAT: learning about hope and how rainbows are a symbol of hope.


We have taught about Laudato Si -Pope Francis's letter to the people of the world teaching them about care for our world-our common home.

We have taught the children that care for one another is key and that God wants us to show care and concern for others.

In the current situation we are all in, CAFOD (Catholic Agency for Overseas Development) have launched a Summer of Hope Appeal.

They ask us all as members of God's worldwide family to show kindness and concern for our brothers and sisters around the world.

This week we will be working on The Gospel values with the children and also teaching them about The Summer of Hope.



***Task**

****Task**

*****Task**



shutterstock.com • 646187128

Please look at this picture and follow this link to look at more rainbows.

You may also like to sing I Can Sing a Rainbow with your child. This can be found on the following link:

<https://www.bbc.co.uk/teach/school-radio/nursery-rhymes-i-can-sing-a-rainbow/zn3tqp3>



Explain to your child that sometimes rainbows are used as a symbol of hope.

Talk about how we feel when we see a rainbow.

Does it make us sad or does it make us happy?

We know that when it rains and it's sunny a rainbow can appear.

Noah saw a rainbow appear when the floods disappeared in the Old Testament Story of Noah's Ark. The rainbow gave hope.

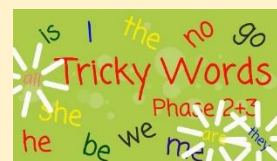
Ask your child to them create their own rainbow picture. (We will use this later this week to help with a prayer activity.) Make the rainbow as colourful as possible and as your child works, talk to them about how the rainbow makes them feel.





English WAGBAT: reading and writing by reading our tricky words and drawing writing about the story of 'George Saves the World by Lunchtime.'

Warm Up Song-<https://epicphonics.com/teachers/phase/3>



and

***Task**


****Task**

*****Task**

Today to link in with our topic work on 'Growing Up and Moving On,' and also to link in with our RE work on Laudato Si and our hopes for the world, we're sharing the story of, 'George Saves the World by Lunchtime.'

Please use the link below:

<https://www.youtube.com/watch?v=f8CLhNvaEFI>



This story fits in beautifully with our past 2 week's work in RE on Laudato Si as it's all about a boy and his family working together to help deal with environmental issues and thinking of ways they can help to 'save the world.'

***Task**

****Task**

*****Task**

After sharing the story of "George saves the World by Lunchtime," please talk about the story linking it to our work on care for our planet in RE over the past 2 weeks.

Then using the sheet in The Resources for Today Section, ask your child to think of 4 ways that George and his family worked to help save the world.
Your child could draw four pictures and then have a go at writing words to go with them.

After sharing the story of "George saves the World by Lunchtime," please talk about the story linking it to our work on care for our planet in RE over the past 2 weeks.

Then using the sheet in The Resources for Today Section, ask your child to think of 4 ways that George and his family worked to help save the world.
Your child could then write a sentence to go with each picture, remembering to use their capital letters to start their sentences, finger spaces between words and full stops at the end.





Maths WAGBAT: writing our numbers and learning about adding with practical work.

This week we are going to be revisiting our learning about addition and introducing the children to the mathematical notation linked to sums.

We will also be working on number patterns and counting in 10s, 5s and 2s.

I Can Write to 20!

1	2	3	4	5	6	7	8	9	10
11	12	13	14	15	16	17	18	19	20
11	12	13	14	15	16	17	18	19	20

*Task

**Task

***Task

Please start today's work by using real objects such as coins, lego bricks, pasta pieces etc... and ask your child to place them on the 10s frame that is printed in The Resources for Today Section as you work on the following activity.

Using the song, 'One Hungry Hippo balancing' which the children have enjoyed singing this year:

<https://www.bbc.co.uk/teach/school-radio/nursery-rhymes-one-big-hippo-balancing/zkfxwty>

Ask your child to place 1 objects in the 10s frame rock.

Play the song and as the song progresses, ask them to add '1 more' to their frame until they reach the end of the song.

On completion, explain that 1 add 1 more is 2 and then use the notation: $1 + 1 = 2$.

Use the song to refer to as necessary you model the following sums:

$$1 + 1 = 2$$

$$2 + 1 = 3$$

$$3 + 1 = 4$$

$$4 + 1 = 5$$



***Task

To extend your child, please ask them to use the Adding sheet in The Resources for Today Section as they write the take away sums linked to the song.

They could then continue the work add 1 up to $9 + 1 = 10$

My Adding Sums

$1 + 1 =$	$6 + 1 =$
$2 + 1 =$	$7 + 1 =$
$3 + 1 =$	$8 + 1 =$
$4 + 1 =$	$9 + 1 =$
$5 + 1 =$	



Topic WAGBAT: learning about recycling by watching an animation and then carrying out a sorting activity.

***Task**

****Task**

*****Task**

To link in with our work in Re on Laudato Si and care for the common home, please watch the following clip.

<https://www.bbc.co.uk/bitesize/clips/z9p9j6f>



Discuss the clip with your child and think of ways that you as a family can help to care for the environment.

Listen to the following song and then carry out the following activity.

<https://www.youtube.com/watch?v=AOvcW8l3RzE>



In the Resources for Today Section, you will see a sheet with recycling bins. Ask your child to think of 5 objects that could go into each bin.

As they work, encourage them to think about the importance of recycling and not just throwing their rubbish in the bin.


Please link your discussion to our work on Laudato Si and also the book of 'George Saves the World by Lunchtime'.






Resources for Today



My Rainbow of Hope







My Adding Sums

$1 + 1 =$

$6 + 1 =$

$2 + 1 =$

$7 + 1 =$

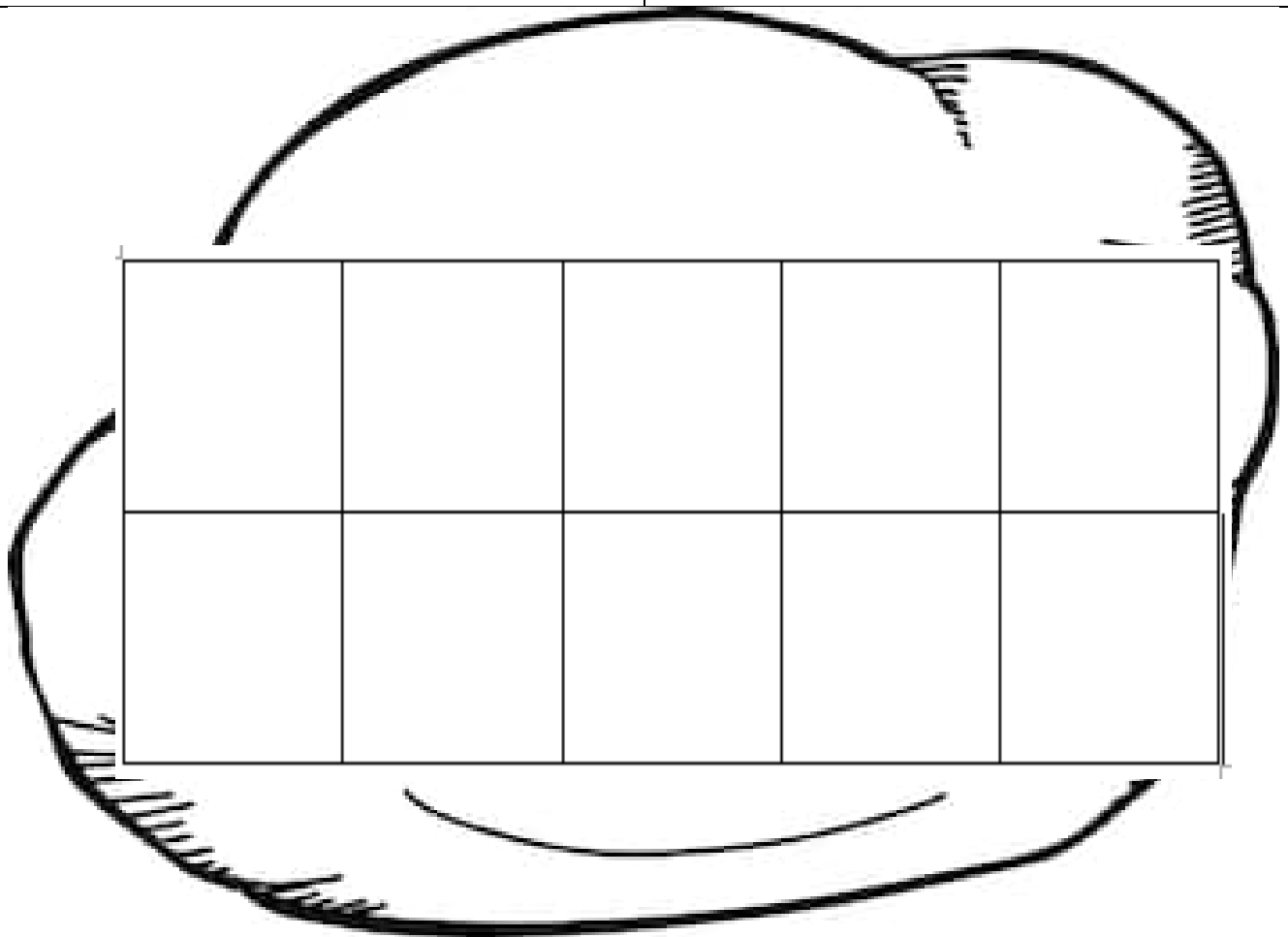
$3 + 1 =$

$8 + 1 =$

$4 + 1 =$

$9 + 1 =$

$5 + 1 =$

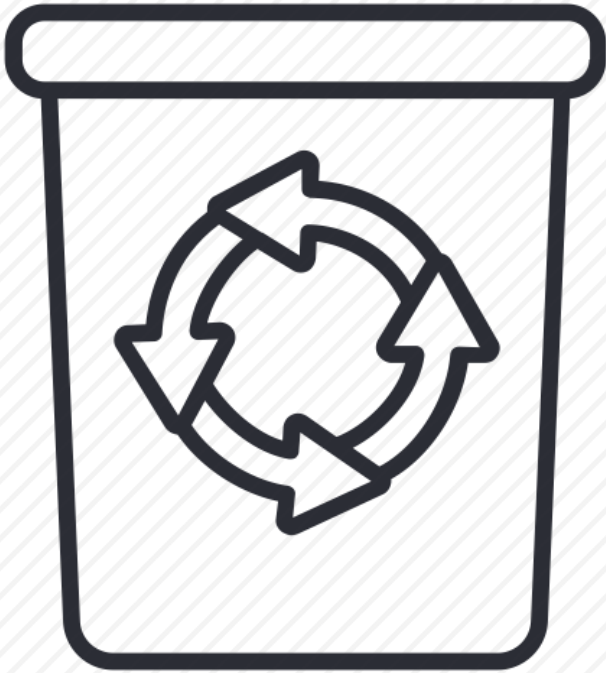




I Can Write to 20!

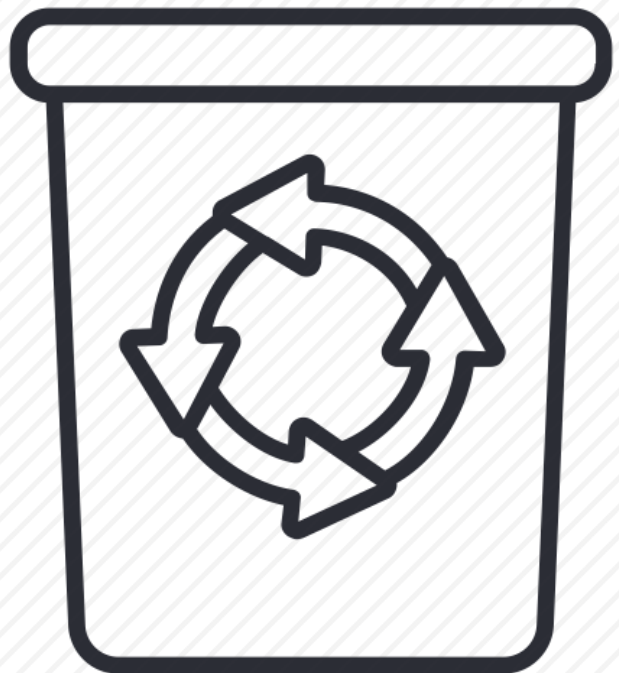
1	2	3	4	5	6	7	8	9	10
11	12	13	14	15	16	17	18	19	20

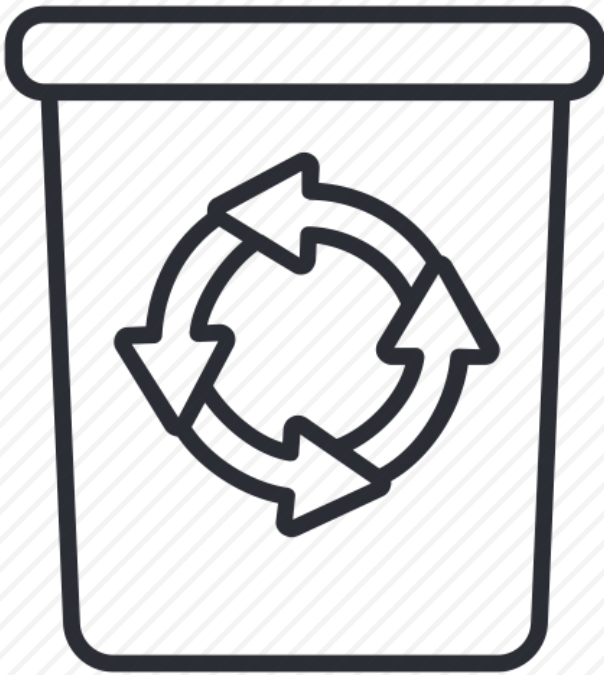
11	12	13	14	15	16	17	18	19	20



Plastic

Paper





Metal

Glass

