



Home Schooling Daily Plan

Year Group: 5

Date: 13.07.20.


Hello Year 5,

Hope that you had a good weekend. Welcome to the last week of Year 5!

MONDAY

Words of wisdom from Winnie the Pooh and friends.

"A little consideration, a little thought for others, makes all the difference."
Eeyore



RE - WAGBAT: Reflecting upon our Gospel Values and the idea of hope.

This activity to be completed over two lessons.

OUR GOSPEL VALUES

Humility, Justice, Compassion, Non-Violence, Kindness, Courage,
Forgiveness and Integrity.



Draw and colour a symbol that represents each of our Gospel Values.

Write three ways in which you show each gospel value in your own life. ★

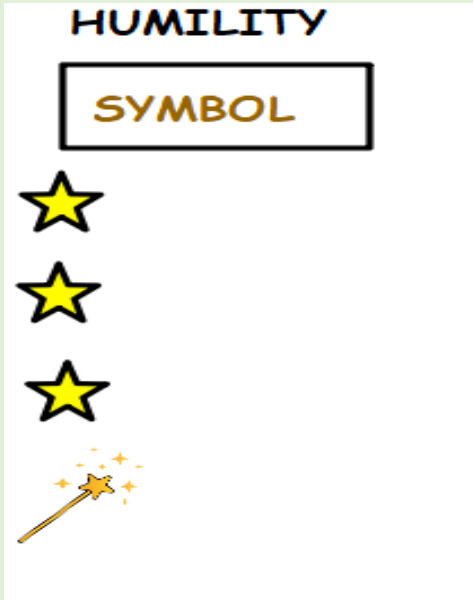
Is there something else you could do or is there something you would like to change in the world to show our Gospel Values even more? ✨

What is hope? Write your own definition. Then look up the meaning in a dictionary. How does your definition compare? Draw and colour a symbol of hope.

How / do our Gospel Values link to hope?



You may show your work in a method of your own choice. Here is a suggestion:



Create a gallery of Gospel Values

Hope is

SYMBOL

Hope links to _____ because _____



Read this poem. Then write your own version.

Writing an "I Am" Poem

MODEL

FIRST STANZA

I am (2 special characteristics you have)
I wonder (something of curiosity)
I hear (an imaginary sound)
I see (an imaginary sight)
I want (an actual desire)
I am (the first line of the poem repeated)

SECOND STANZA

I pretend (something you actually pretend to do)
I feel (a feeling about something imaginary)
I touch (an imaginary touch)
I worry (something that bothers you)
I cry (something that makes you sad)
I am (the first line of the poem repeated)

THIRD STANZA

I understand (something that is true)
I say (something you believe in)
I dream (something you dream about)
I try (something you really make an effort about)
I hope (something you actually hope for)
I am (the first line of the poem repeated)

EXAMPLE

I am polite and kind
I wonder about my kids' future
I hear a unicorn's cry
I see Atlantis
I want to do it all over again
I am polite and kind

I pretend I am a princess
I feel an angel's wings
I touch a summer's cloud
I worry about violence
I cry for my Gram
I am polite and kind

I understand your love for me
I say children are our future
I dream for a quiet day
I try to do my best
I hope the success of my children
I am polite and kind.



Maths - WAGBAT: Calculating the total, range, mean and median of a set of data.

Scrabble is a word game in which two to four players score points by placing tiles, each bearing a single letter, onto a game board divided into a 15×15 grid of squares. The tiles are used to form words of different values. Below are the values of each letter of the alphabet.

	A ₁	B ₃	C ₃	D ₂	
E ₁	F ₄	G ₂	H ₄	I ₁	J ₈
K ₅	L ₁	M ₃	N ₁	O ₁	P ₃
Q ₁₀	R ₁	S ₁	T ₁	U ₁	V ₄
	W ₄	X ₈	Y ₄	Z ₁₀	

HOW MANY POINTS IS EACH MEMBER OF ST. AUGUSTINE'S STAFF IN A GAME OF SCRABBLE?

For example:

$$\text{Mr Dennis} = 3+1+2+1+1+1+1+1 = 11$$

Mrs Berry	Miss Smith
Mrs Bladon	Mrs Smith
Mrs Evans	Mrs Gardner
Mrs Gray	Ms Rogers
Miss Lane	Mrs Wilkins
Mrs Harding	Mrs Wootton
Mr Dennis	Miss Taylor
Mrs Baskerville	Mrs Me-In
Mr Trevett	Mrs Haycock
Mrs Gardiner	Mrs Johnson
Mrs Tonkin	Mrs Westover
Mrs Ayles	Mrs Jauncey
Mr Tuson	Mrs Chatburn
Mrs Harrop	Mr Gardner
Mrs Hart	Mrs Crowford

Which staff member has the greatest Scrabble Value?

What is the **range** of the St. Augustine staff values?

What is the **median** value for St. Augustine staff?

What is the **mode** value for St. Augustine's staff?

What is the **mean** value of the St. Augustine's staff?

Construct a bar chart showing the data.

If you have forgotten the meaning of range, mean, median and mode, follow this link.

<https://www.bbc.co.uk/bitesize/topics/zm49q6f/articles/z99jpbk>

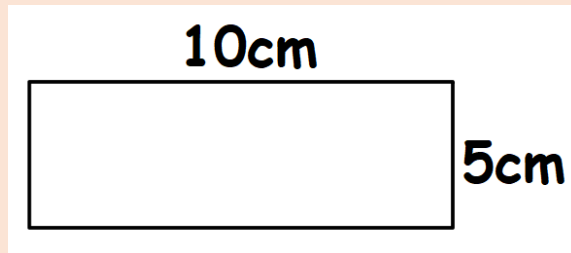


Topic - Art

WAGBAT: Building structures out of paper.

Most paper crafts revolve around creating something fancy out of paper, but you can use paper as a structural material. Take a material that is weak and make it stronger.

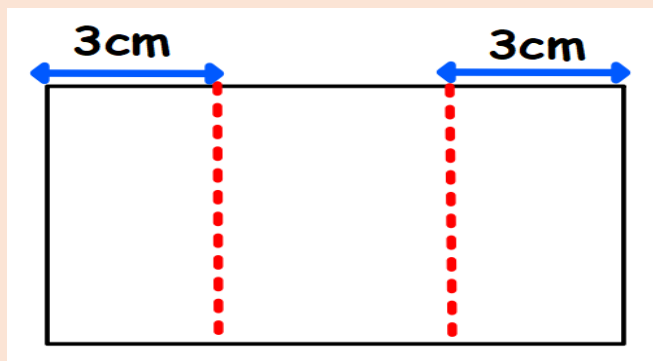
Measure and cut rectangles measuring 10cm x 5cm. One piece of A4 paper will make approximately 10 rectangle of this size.



Create a few!



On a rectangle, measure 3cm from each end. These are your fold lines.





Fold along those lines and construct. This may be fiddly.



Repeat!

Then build!



On Friday, you will need some straws, a paper plate, glue / sellotape and a marble.



Website links