


Get Set Grow- Reception Class Topic Home Learning Grid

Please find below some interactive, fun filled activities for you to carry out as a family.











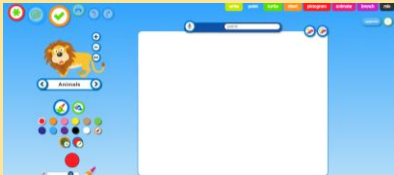

Please submit this work either on Google Classroom or on Tapestry and we will share your tasks at celebration time.

You could choose at least 1 activity from each column to provide variety over the Half Term.

We hope you have a wonderful time carrying out the activities.



shutterstock.com · 450412006

Science-Understanding of the world	PE/Music	Art and Design Technology	History and English
<p><u>Caring for a Plant</u></p> <p>Please continue to care for the runner bean plant that you started growing at school or another plant you have.</p> <p>Make sure it has plenty of light and water.</p> <p>Please send us photos of you and your healthy plant and let us know what you are doing to help care for God's planet.</p> 	<p><u>Super Mood Movers</u></p> <p>Move to the following song to help you stay fit and healthy as you learn to move, keep fit and learn about health and being fit.</p> <p>Perhaps film yourself moving to the song: https://www.bbc.co.uk/teach/supermovers/pshe-super-mood-movers-fit-and-well/zqr67yc</p>  	<p><u>Symmetrical Butterflies</u></p>  <p>As we will be learning about animal life cycles and how caterpillars grow up and move on as butterflies, have fun with paint as you paint one wing and then fold the paper in half to make a symmetrical butterfly.</p>	<p><u>My Life-A Timeline</u></p>  <p>Think about your life and draw pictures of you as a baby, toddler and a child.</p> <p>You could if you like display photos of you as a baby, a toddler and a child and write a sentence about what you could do at these times in your life to show how you are growing up and moving on.</p>
<p><u>Life Cycle</u></p>  <p>To understand the life cycle of a butterfly, make a lifecycle plate showing the different parts of the life of a caterpillar/butterfly.</p>	<p><u>Growing Sounds</u></p>  <p>Have a go at making a music shaker from old food packaging and have a go at making quiet sounds and then work on 'growing sounds' as you create sounds that get louder and louder. Take a photo of you and your shaker.</p>	<p><u>Handprint Art</u></p>  <p>Use your hands or feet to create a picture. As we grow our hands and feet grow. Maybe you could do this activity now and again when you grow bigger!</p>	<p><u>Growing Stories</u></p>  <p>Share some stories about growing. If you don't have these books, you could follow these links:</p> <p>Ten Seeds https://www.youtube.com/watch?v=Fbeo2jurFFM</p> <p>Jasper's Beanstalk https://www.youtube.com/watch?v=t_y79wlX6do</p>
<p><u>A Heathy meal</u></p>  <p>To help you understand about how healthy food helps you grow, use a paper plate and create your own healthy meal. Remember to include a balance of foods and have fun making a colourful meal.</p>	<p><u>Growing Songs</u></p> <p>Have fun singing songs about growing.</p> <p><u>Grow, Grow, Grow a Garden</u> https://www.youtube.com/watch?v=zdBPH7Dj1bc</p> <p><u>The Tiny Caterpillar Song</u> https://www.youtube.com/watch?v=JOlbSE0CmNM</p> <p><u>Growing Up Song</u> https://www.youtube.com/watch?v=F5DVGXBosIA</p>	<p><u>Computer Art</u></p> <p>Explore and create by 'grow' your computer skills by creating a picture using the following programme:</p> <p>https://www.j2e.com/jit5#paint</p> 	<p><u>My Hopes for Year 1</u></p>  <p>Spend time thinking about growing up and moving on to Year 1. Write about or draw pictures showing your hopes for the coming school year. Have fun.</p>

