



Home Schooling Daily Plan

Year Group: Reception



Date: Monday 1st June 2020

RE

Good morning and Welcome back.

I hope you've had a fantastic half term holiday and enjoyed the wonderful weather.

I look forward to hearing about your lovely work on tapestry and another way parents can contact me is through the class email address:

Reception@staugustines.dorset.sch.uk



RE WAGBAT: learning about Pentecost Day by listening to the story and learning Pentecost songs.

Happy Pentecost everyone.

Yesterday was Pentecost Day. This is the day when we remember the coming of the Holy Spirit.

We also call Pentecost, the Birthday of the Church, so this week we will be learning more about the events of that day and will be celebrating the Church's birthday.

To remind ourselves of what happened 10 days after Jesus ascended into heaven, please re-watch the following clip and discuss it.



https://www.youtube.com/watch?v=rjQ_XDPLis

Pentecost Day-The coming of The Holy Spirit.

After the clip please ask the following questions to check your child's understanding.

***Task**

****Task**

*****Task**

. In which city had the friends of Jesus gathered?

.What filled everyone in the room?

.What power did God give the people in the room?

.How many people were baptised that day?

Here is a new rhyme to help teach your child

about the events of that day:

(To the tune of Frere Jacques)

Tongues of Fire, Tonues of Fire,

Mighty Wind, Mighty Wind,

The Holy Spirit's coming, The Holy Spirit's coming.

Praise the Lord. Praise the Lord.

You may also like to listen to the following song:

Pentecost Song-'No more waiting.'

<https://www.youtube.com/watch?v=FEyyJuZxIHk>

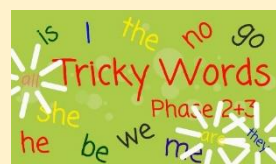
Last half term some children made Pentecost Headbands to remind them of this story. (I saw the lovely photos on tapestry so thank you.) If you didn't and would like to, these photos show you what to do.







English WAGBAT: reading and writing by reading our tricky words and using our imagination to write.

Warm Up Song-<https://epicphonics.com/teachers/phase/3>



*Task	**Task	***Task
<p>This half term, we are continuing to work on 'Get Set, Grow' activities and moving onto our topic of 'Growing Up and Moving On.'</p> <p>This week we will be using the story of 'Jack and the Beanstalk' in reading and writing work, to help us with measuring in Maths and in helping us recap work on the Life cycle of a Seed in topic work and to learn about the conditions needed for plant growth.</p> <p>Today to kickstart our imaginative writing, we ask you to share the story of 'Jack and the Beanstalk' with your child.</p> <p>Last term, we asked you to watch this version: https://learnenglishkids.britishcouncil.org/short-stories/jack-and-the-beanstalk</p>  <p>Please repeat this version or watch this longer version which is 17 minutes long and comes in chapters. https://www.youtube.com/watch?v=W5rxflRgXRE</p>  <p>For the purpose of this task, please stop the 17 minute clip at 3 minutes and 3 seconds (the end of chapter 1.)</p>		

*Task	**Task	***Task
<p>Look at the window frame sheet in The Resources for Today section. Please ask your child the following... "If you threw the beans out of the window and <u>anything</u> could grow, what would grow in your garden?" Then ask them to draw a picture of what would grow. Using their phonics and the phonics cards in the homeschooling book, ask your child to spell words to go with their picture.</p>	<p>Look at the window frame sheet in The Resources for Today section. Please ask your child the following... "If you threw the beans out of the window and <u>anything</u> could grow, what would grow in your garden?" Then ask them to draw a picture of what would grow. Using their phonics and the phonics cards in the homeschooling book, ask your child to write simple sentences. 'I can see a _____.' 'I can see a _____.' Make sure they use finger spaces and full stops in their work.</p>	<p>Look at the window frame sheet in The Resources for Today section. Please ask your child the following... "If you threw the beans out of the window and <u>anything</u> could grow, what would grow in your garden?" Then ask them to draw a picture of what would grow. Using their phonics and the phonics cards in the homeschooling book, ask your child to write imaginatively about their work in full sentences with capital letters, finger spaces and full stops.</p>



Maths WAGBAT: learning about money by handling and sorting coins.

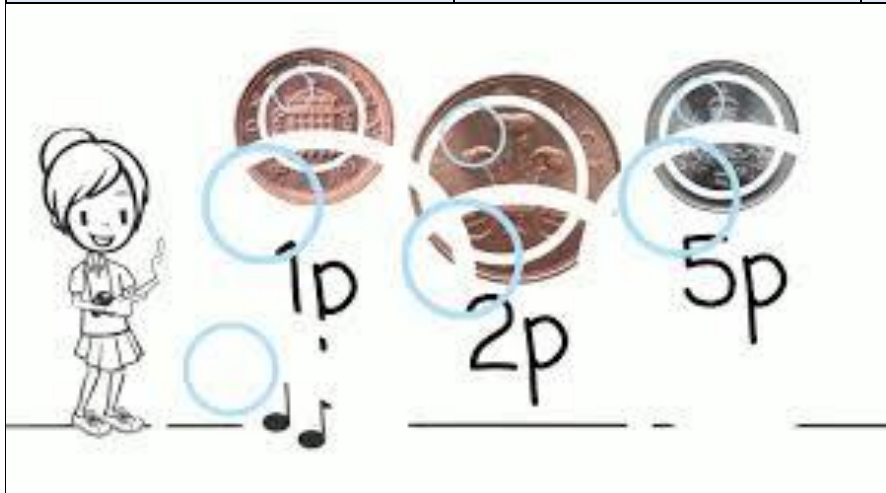
When Jack sold Milky White the cow, his Mother wanted him to bring money home.

This week we will be learning about money in maths and from tomorrow will be counting 1p coins. In preparation for this work, please 12x 1p coins, or cut out 10 small circles of card with 1p written on them to represent 1p coins. Thank you.

***Task**

****Task**

*****Task**



To introduce coin values to your child, please look at the following song with your child:

<https://www.youtube.com/watch?v=dFzAU3u06Ps>

Vocabulary bank

Money	Coins	1p	2p
5p	10p	20p	50p
£1	Notes	Total	How much?

After discussing the song, please look at The Resources for Today Section. Here you will find a sheet with British coins and notes.

Talk about these with your child and then look at the activities below.

***Task**

****Task**

*****Task**

Please look at real coins with your child. Spread the coins out in front of you and sort them. Talk about the size, shape and colour of the coins and take time to look for numbers on them. Explain that the 1p coin is the smallest value and explain that the 2p coin is the same amount of money as having 2 1p coins. Decide how well your child is coping with this concept and if you feel they understand, talk about a 5p piece being the same as 5 1ps etc... You could revisit the song at 1 minute 2 seconds and 1 minute 47 seconds to illustrate this point.

*****Task**

If your child has really understood this concept of different value coins, you could extend them by playing this online sequencing game, where the children are required to place coins of varying values in correct monetary order.

<https://www.topmarks.co.uk/money/coins-game>

On this screen below, select Ordering and then 1p to 20p.





Topic WAGBAT: learning about plant growth by recapping the life cycle of a plant and learning about what plants need to help them grow.

At the end of last half term, we learned about The Life Cycle of a Plant.

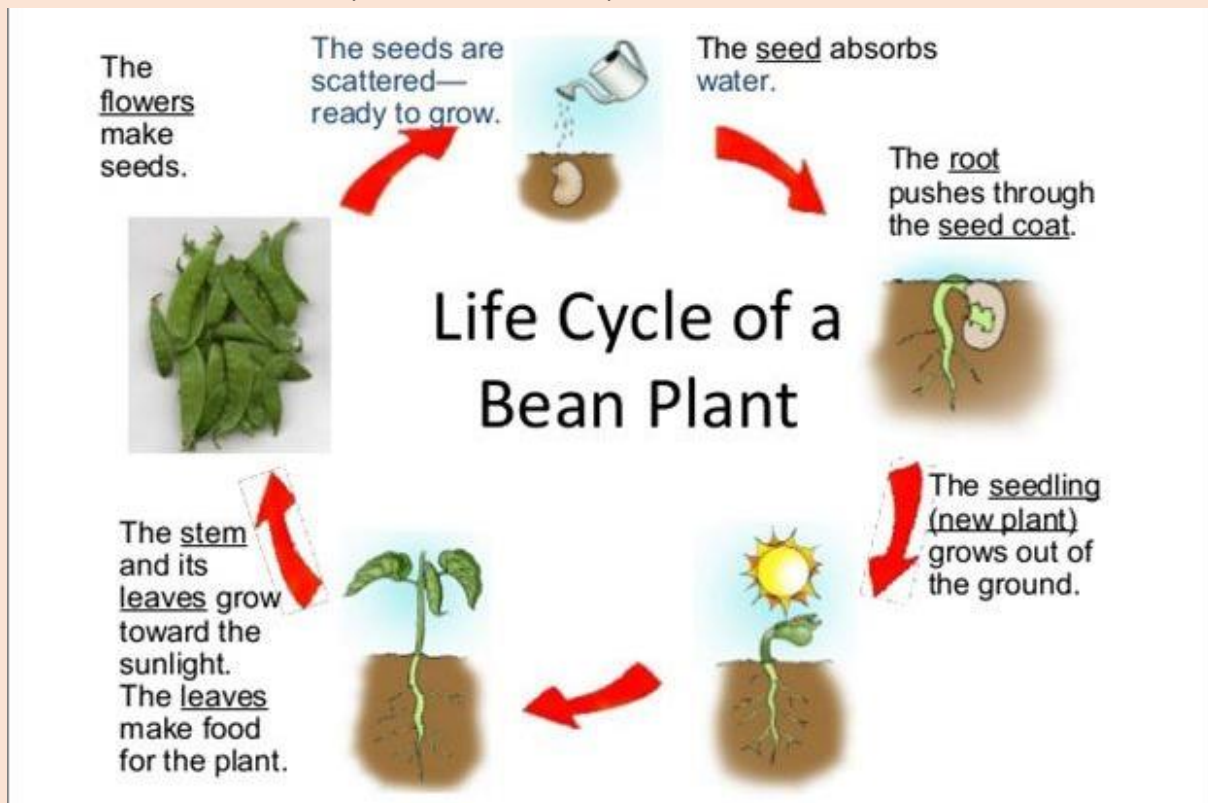
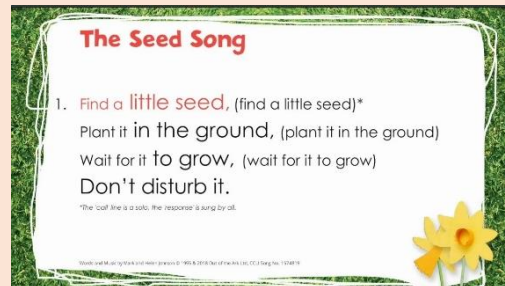
To help us with our topic of 'Growing Up and Moving On,' we'll recap this life cycle and move on to learn about what conditions a plant needs to help it grow.

Please start with this warm up song:

The seed song

https://www.youtube.com/watch?v=da_LbBewte8

Please also discuss the Life Cycle of a Plant to recap last half term's work.



*Task


**Task

***Task

Today we are going to explore what conditions a plant needs to help it grow.

Please watch these BBC Bitesize clips with your child and then answer the questions in the online quiz at the end.

<https://www.bbc.co.uk/bitesize/topics/zpxnyrd/articles/zxxsyrd>

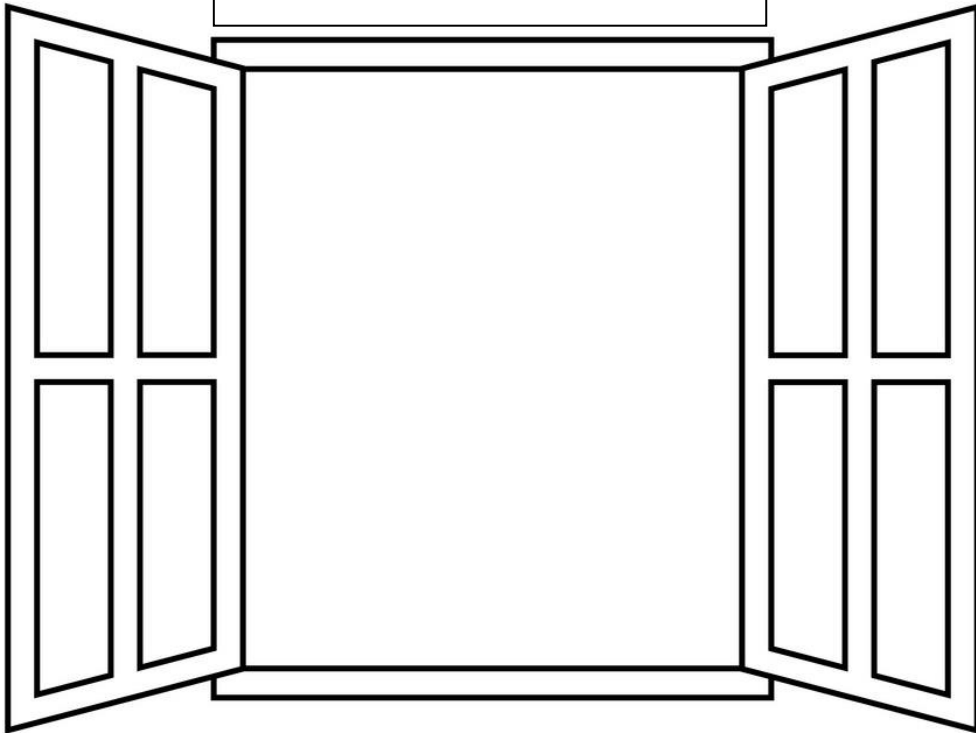


If you have been growing a plant at home, link the clip to the way you've cared for your own plant.



Resources for Today

Out of my
window...





British Money



1p



2p



5p



10p



20p



50p



£1.00



£2.00



£5.00



£10.00



£20.00



£50.00

paula070567



1p



2p



5p



10p



20p



50p



£1.00



£2.00

© harrietandviolet.com