



Parents in Partnership

Happy New Year

Spring 1 Week 2

Morning Arrangements

Thank you for your support in helping your child come into the room on their own in the mornings. This week we have continued to start activities earlier in the morning and has helped with a settled start to the school day.

Topic News

This week we have shared the story of 'The 3 Little Pigs' with the children and have used it to launch our science work on Materials.

The children have carried out a materials hunt and have looked for objects made of

metal	wood	plastic	paper/cardboard	fabric
-------	------	---------	-----------------	--------

If you would like to carry out similar work at home this would help develop the children's awareness of materials and help us with our properties of materials work next week.

Maths Work

This week in Maths we have continued to focus on comparative measuring and used a larger non standard unit with the children.

The reason that we've worked on estimating and measuring with a larger unit (lolly sticks) is to teach the children that when measuring larger objects, using a larger unit of measurement is easier than a very small unit. So, please continue to measure objects that are larger with a longer unit of measurement.

Perhaps you could measure furniture using whole rulers for example.

Next week, we will measuring distance using our bodies so any work on estimating, comparing and measuring distances would be beneficial.

Please continue to develop the vocabulary

short	taller	tallest
long	longer	longest

Phonics Work

You will have noticed that we have not provided any new phonics in the book bags this week. This is because we are continuing to revisit some phonemes from last term to ensure that these are consolidated before we move on. So below, we have some words and phonemes that the children have already been introduced to. We ask that you revisit them at home. Thank you.

Handwriting

This week we have continued to work on forming the one armed robot letters-r n h b and have introduced the children to the formation of p.

Please help you child using the sheet attached and use the following script.

Letter r - 'Up the hill, down the short ladder, back up the short ladder and over the rainbow.'

Letter n - 'Up the hill, down the short ladder, back up the short ladder, over the rainbow, down and flick.'

Letter h-'Up the big hill, down the long ladder, halfway back up, over the rainbow, down and flick.'

Letter b-'Up the big hill, down the long ladder, halfway back up and round the big bubble

Letter p-'Up the hill, down, down, down, up, up, up and round the popping bubble.

This week in RE

We have completed our work on the unit of Christmas and Epiphany and have moved the children learning forward by thinking of Jesus as a gift to us from God.

We have carefully considered how we can grow closer to God this new year. The children carried out talking and drawing activities linked to this work.

These are tricky words. They're words that can't be blended but that the children need to look at and learn.
We teach an action to go with each of these words.






my	no	into	the
be	he	me	we
she	was	you	they
all	are	said	so
one	have	when	do
like			



Decodable words to blend this week.

see	for	is	at
too	into	and	look
got	get	children	

Our phonemes and books of the week.



My Child's response to the tasks - Please detach and return.