

Reception Class Topic Home Learning Grid Autumn 2022















Please find below some interactive, fun filled activities for you to carry out as a family.

Please submit this work either on Google Classroom or on Tapestry and we will share your tasks at celebration time.

You could choose at least 1/2 activities from each column to provide variety over the term.

We hope you have a wonderful time carrying out the activities.



Science-Understanding of the world	PE/Music	Art and Design Technology	History and English
<p><u>Caring for our World</u></p>  <p>To start thinking about how wonderful our world is, watch the clip below and draw your own creation picture including something in the natural world you can see, something you can hear, something you can touch, smell and taste.</p> <p>https://www.youtube.com/watch?v=iYXBJmrsxZU</p>	<p><u>Super Mood Movers</u></p> <p>Move to the following song to help you stay fit and healthy as you learn to move, keep fit and learn about health and being fit.</p> <p>Perhaps film yourself moving to the song: https://www.bbc.co.uk/teach/super-mood-movers-fit-and-well/zq67yc</p> 	<p><u>Nature Pictures</u></p>  <p>This term we are looking at the work of the artist Andrew Goldsworthy and are using his work to help us create our own work. Use objects collected on your nature walks to create your own natural sculpture. As you work look at patterns in nature.</p>	<p><u>My Life so far</u></p>  <p>Think about your life and with the help of grown ups at home look at photos of yourself as a baby, a toddler and as you are now. Talk about how you have changed and grown and about the things you can do now that you have learned over time.</p>
<p><u>Reduce , reuse, recycle</u></p>  <p>Think about ways you can help the world by drawing ways that use reduce, reuse and recycle at home. Draw pictures, or take photos of ways that you and your family help.</p>	<p><u>Nature shakers</u></p>  <p>After collecting treasures from nature such as leaves, stones or twigs, have fun at home making nature shakers to make music. You could see if you could make fast or slow sounds or quiet and loud sounds. Work out what the best materials are for making quiet and loud sounds. Have fun.</p>	<p><u>My Self Portrait</u></p>  <p>Using paints, pastels or pencils, create your own self portrait. Look in a mirror and think about the colour of your skin, your eyes and your hair as you work. Perhaps you could photograph your work to share with us all.</p>	<p><u>Nursery Rhymes</u></p>  <p>To help you learn about rhyming words and also to have some fun, please use the website below to help you find lots of nursery rhymes and other songs you can sing at home. There are over 100! We hope you enjoy them. https://www.bbc.co.uk/teach/school-radio/nursery-rhymes-a-to-z-index/z4ddgw</p>
<p><u>My Sensory Walk</u></p> <p>Autumn</p>  <p>To celebrate the beautiful world we live in at this lovely time of the year, go on a walk using your senses to see, hear, smell, taste and feel the natural world. Perhaps you could gather some of nature's treasures on your walk, like acorns, conkers, leaves or pine cones. Take photos of your walk to share with the class.</p>	<p><u>Songs about people</u></p>  <p>Listen to these songs we have shared in school as part of our Marvellous Me topic. Perhaps you could learn to sing the songs or dance to the songs making your own actions as you do so. Have fun.</p> <p>https://www.youtube.com/watch?v=QkHQ0CYwjal</p>  <p>https://www.youtube.com/watch?v=yqlbn_nl2w8</p>  <p>https://www.youtube.com/watch?v=L-nb5CR1uec</p>	<p><u>Computer Art</u></p>  <p>https://www.j2e.com/jit5#paint</p> <p>Look at the computer programme in the link above and have a go at creating your own marvellous picture. Perhaps you could create a picture of yourself or create a picture of the natural world. Remember to include details and beautiful colours in your work.</p>	<p><u>My Hopes for Reception</u></p>  <p>Spend time thinking about starting school. Draw pictures showing your hopes for the coming school year. Have fun.</p>

