



# Parents in Partnership

# Happy New Year

## Spring 1 Week 1

### Happy New Year

We hope you all had a wonderful Christmas and a good new year.

We thank you for your cards and gifts. We appreciate your kindness.

It's been lovely to welcome the children back to school and we look forward to working with you for what looks like being an exciting term.



### Morning Arrangements

Thank you for your support in helping your child come into the room on their own in the mornings. Already, we have seen the children responding well to the new arrangements and it has allowed us to start activities earlier in the morning and has helped with a settled start to the school day.

### Reverse Advent Calendar

Thank you so much to all the families who donated to our reverse advent calendar. On the last day of term, I took the donations from the classes who participated to The Weymouth Foodbank. The donations were gratefully received.



### Topic News

Next week we will be starting our 'Once Upon a Time' topic. We will spend 2 weeks using 'The 3 Little Pigs' fairy tale to help with our learning in a range of curriculum areas and then to coincide with Chinese New Year, we will be using the story of how the Chinese years were named as a traditional tale to help us in our learning. During this work we will be focusing on the Gospel Value of Integrity and will be asking the question, 'What can we learning about caring for others from stories?'

### Maths Work

This week in Maths we have been focussed on comparative measuring and have introduced measuring with non standard units to the children. To support your child at home, you could carry out the following practical tasks.

#### Task 1

To develop the vocabulary

short	taller	tallest
long	Longer	longest

you could ask your child to use a toy such as a teddy and use it to them search around the house looking for object that are taller. Having collected some taller objects, you and your child could order the objects in terms of height using the vocabulary above.

#### Task 2

To measure with non standard measures, you could use a chosen toy for your child to measure using bricks such as duplo or lego. The children could predict the height of the toy and then use the bricks to measure, using their one to one counting as they do so.

### Phonics Work

You will have noticed that we have not provided any new phonics in the book bags this week. This is because we are currently revisiting some phonemes from last term and ensure that these are consolidated before we move on. So below, we have some words and phonemes that the children have already been introduced to. We ask that you revisit them at home. Thank you.

### Handwriting

This week we have revisited the one armed robot letters-r n h b

Please help you child using the sheet attached and use the following script.

Letter r - 'Up the hill, down the short ladder, back up the short ladder and over the rainbow.'

Letter n - 'Up the hill, down the short ladder, back up the short ladder, over the rainbow, down and flick.'

Letter h-'Up the big hill, down the long ladder, halfway back up, over the rainbow, down and flick.'

Letter b--'Up the big hill, down the long ladder, halfway back up and round the big bubble

### This week in RE

We started the week by celebrating the feast of the Epiphany. The children have been learning the Christmas story in greater detail and have learned about the gifts that they Wise Men gave.

They have also explored what gift they would give the baby Jesus. We have had some lovely responses with children talking about and drawing, kittens, teddies, blankets and rattles.

These are tricky words. They're words that can't be blended but that the children need to look at and learn.  
We teach an action to go with each of these words







go	no	into	the
be	he	me	we
she	was	you	they



Decodable words to blend this week.

from	big	it's	help
this	then	them	that
with	see	but	not

Our phonemes and books of the week.



My Child's response to the tasks—Please detach and return.