



Parents in Partnership

Autumn 1 Week 4

Our Wonderful World



IXL Home Learning tasks

On tapestry yesterday, I sent you the following information regarding our online home learning package for Maths and English called IXL. To help your child develop their Maths and English skills with you at home, we will use IXL Home Learning tasks as part of your child's homework. IXL is an online learning platform that you will have access to.

The office will send you your log in details, together with a User guide for IXL today, Friday 2nd October, via Parentmail.

Every Friday in this PIP letter, I will give you the IXL links for Maths and English learning. I ask that you work through the tasks each week with your child at a time that is convenient to you.

The links for this week are:

Maths-Learning to Count C1

English-Consonants E1

Google Classrooms

As we are developing our use of virtual platforms to support your child's learning, please ensure you read the parental guide to using Google Classrooms that has been sent out via Parent Mail today. More information will follow next week. Thank you for your continued support.

Catholic Life and RE

In RE, we have continued to learn about how we are loved by God and have been thinking about how we are precious to God.

On Thursday, we had a class liturgy with all the children participating in prayer and reflection. It was lovely.

We have continued to learn to make our sign of the cross and the children have participated in our morning, lunchtime and going home prayers.

Every day the children have also participated in quiet prayer time.

The school have focused on the Gospel Value of Integrity this week and our thought for week has been:

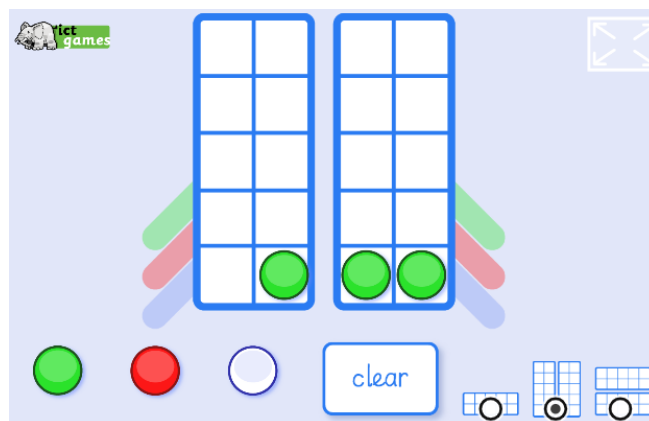
'How will you show integrity and do what you say this week?'

Maths

This week following on from last week's work on counting and looking at 'growing numbers' we have worked on adding one.

We have worked with 10s frames and have worked with the children on using practical resources to make different amounts on their frame, then adding one to their starting number.

To support your child further with this work, please use the following online game.



<http://www.ictgames.com/mobilePage/tenFrame/index.html>

Please work with your child, asking them to place a number of dots on one frame and to then add one more.

To extend your child further, you could use a number track as shown on the following page and ask your child to point to the numerals corresponding to their frame on the track.

Please show us how your child gets on using Tapestry.

We will then share your child's achievements at Celebration Time.


1	2	3	4	5	6	7	8	9	10
---	---	---	---	---	---	---	---	---	----



Reading

Thank you for writing comments about your child's response to their books in the reading record book. We ask you to continue to comment in order to keep us informed of your child's response to their books.

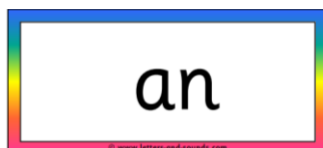
You may have noticed that we are placing numbers next to your parental comments in your child's reading record book. This is because at St. Augustine's School, we have a reading challenge for our children. We count the number of times a child has read at home and when a child reaches 30 reads, they receive a special star badge and a reading certificate. The children then receive a further badge and certificate for 60 reads. We look forward to awarding these certificates and badges over the coming weeks and months.



Over the past 4 weeks, we have taught 12 letters as shown above. Please refer to your child's phonics books to see the letters together with the accompanying action. Please revisit these phonemes with your child and encourage them to show you the actions.

This week we have been looking at these words. We have taught the children to blend the sounds to read.

Please look at these words with your child and help them blend the sounds to read.



To help your child with their phonic understanding, please watch the following Alphablocks episode that focuses on many of the letters we have been learning.

<https://www.bbc.co.uk/iplayer/episode/b00qtrrl/alphablocks-series-1-13-bus>



We hope you have a lovely time supporting your child with their learning this week. Thank you.

Mrs Evans, Miss Smith and Mrs Wootton.