



# Welcome to Year 1

Teachers: Miss Lane and Mr Boucher

Teaching Assistants: Mrs Miller and Miss Samways



# Catholic Life

and

# Our School Mission Statement




The Catholic Life of our school is at the heart of everything we do.

Our school mission statement is our prayer.



‘Lead us Lord,  
To Act Justly,  
To Love Tenderly,  
To walk humbly.  
Amen.’



We ask the Lord to lead us in our relationships with one another and in to lead us in all our work at school.  
We are proud to form part of Our Lady Star of the Sea Parish and work closely with Father Anthony and Deacon Geoffrey .

Our Catholic Life encompasses our work in RE and also the Worship Life of our school.



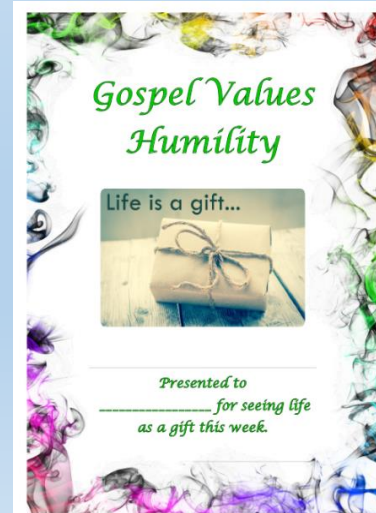
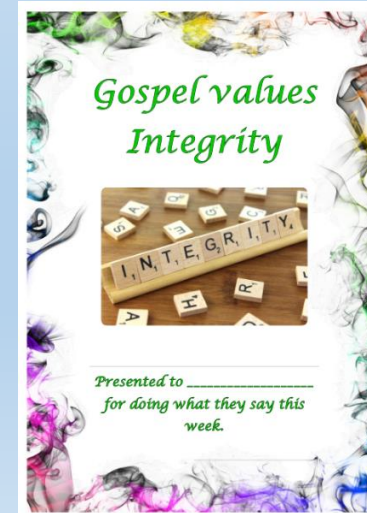
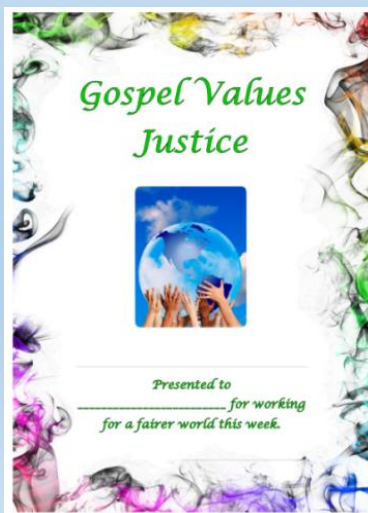
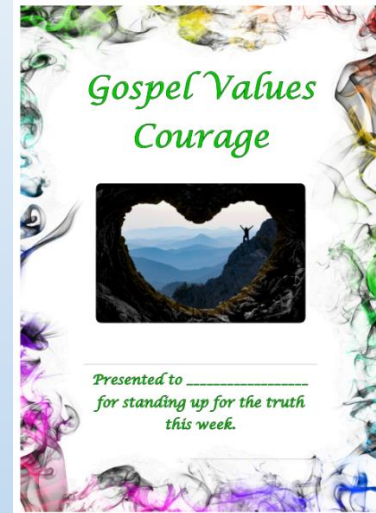
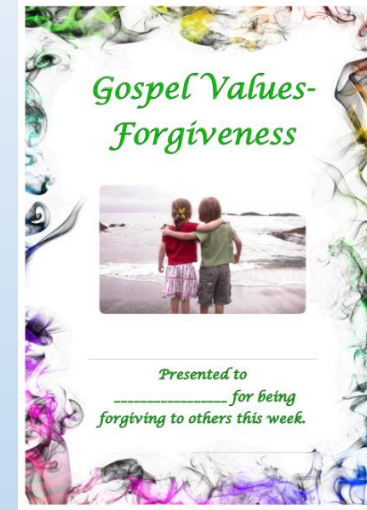
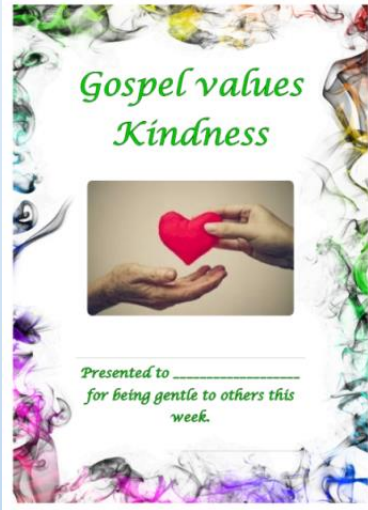
# Our Gospel Values



Our Gospel Values are important to the Catholic Life of our school. They are the qualities that underpin the way we approach our life at school. Here are our Gospel Values displayed on our school certificates.



We start each week with a whole school Liturgy and during this worship time, focus on a gospel value to incorporate into our learning during that week. The children who demonstrate the gospel values are awarded Gospel Value certificates every two weeks and their achievements in relation to the values are rewarded in Celebration assembly.







# Laudato Si' – On Care for our Common Home



## LAUDATO SI'

ON CARE FOR  
OUR COMMON HOME



## POPE FRANCIS



ENCYCLICAL LETTER

*Laudato Si-On Care for the Common Home –  
An Encyclical Letter from Pope Francis on Care for our World*

We find opportunities through our topic teaching and through explicit RE lessons, to learn about, explore and discuss ways to care for one another and how we as caretakers of our world can learn to care for the environment. The children are encouraged to be mindful of the way they use resources responsibly and are careful in the way they consider energy use both at school and in their own homes.

Our curriculum is designed to allow children from Reception to Year 6 to consider how we all have a responsibility to care for our home, our planet, our common home.





# Year 1 timetable

The school day starts between 8.40 and 8.55.  
The school day finishes at 3:15pm



	8.40-9	9.00-9.30	9.30-10	10-10.30	10.30 - 10.45	10.45-11.45	11:45 - 12:40	Afternoon 12:40-3:15	3.00-3.15
Mon	Early Bird	Liturgy 9-9.30	RWI		Snack Playtime	Maths	LUNCH TIME	12:40-1- Class Prayer and Change 1-2 PE with Julien 2pm - 2:15 Playtime + snack 2:15-3 Art/DT	Story
Tues		RWI 9-9.45	English 9:45 - 10:30			Maths		12:40 Class prayer 12:45-1:15 RE 1:15- 2:15 History/Geography 2:15-2:30- Playtime + snack 2:40 Sing and Praise/Handwriting*	Story
Wed		RWI 9-9.45	English 9:45 - 10:30			Maths		12:40 Class prayer 12:45-1:15 RE 1.15-1.45- Computing 1:45-2pm- Playtime + snack 2-3- Science	Collective Worship
Thu		RWI 9am-9:30	English 9:30 - 10:30			Maths		12:40- Class prayer 12:45-1:15- RE 1:15-1:30 - Playtime + snack 1:45-2:45- PE 2:45 - 3pm Handwriting	Collective Worship
		RWI 9am-9:30	English 9:30 - 10:30 Spelling Check			Maths		12:40- Class prayer 12:45-1:15pm - RE 1:15pm-1.45pm- Music 1:45-2pm - Chapel Time 2pm-2.15- Playtime + snack 2:15 - 2:45 RHE/PSHE 2.45 - Celebration Assembly	Show and Tell

\*sing and praise on alternate weeks

PE days – Monday and Thursday

The school day finishes at 3.15pm.





# Parents in Partnership and Home learning



- Google Classroom
- Set on Friday
- Phonics will be on Google Classroom.
- Reading expectations – we aim for all children to be reading with an adult at least 5 times a week.
- Home Learning Grid
- Home Learning English and Maths tasks will be set using an online platform called IXL, these are optional.



# How can I help?

Read with them daily.

Be prompt at returning books on Wednesdays.


Practise spellings in different ways. For example - Making pyramids. Common Exception Words can be found online.

Practise Times Tables on TT Rockstars.

Check Hot lunch orders.

# Domestic Church -Family

God loves and cares for every family.



- Who loves me?
- Who are my family?
- How do families show love and care?

Can you see a family?

I love my family.



# Maths – KNOWLEDGE – Place Value

## Year 1 Number and Place Value

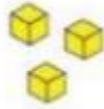
one	eleven
two	twelve
three	thirteen
four	fourteen
five	fifteen
six	sixteen
seven	seventeen
eight	eighteen
nine	nineteen
ten	twenty



hundred

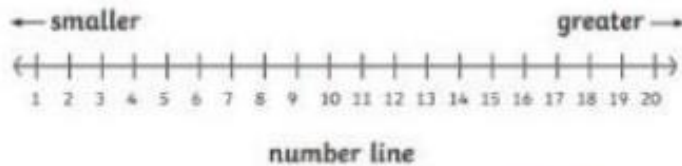


tens



ones

one-digit 1  
two-digits 10  
three-digits 100

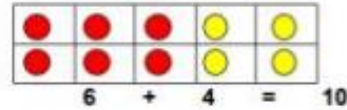


one less than	one more than	
3	4	5
7	8	9
12	13	14
23	24	25
47	48	49
86	87	88

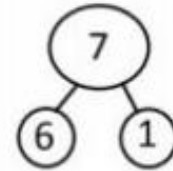
### Combining objects

$$3 + 3 = 6$$

### Tens frames to Add Within 10 (and above)

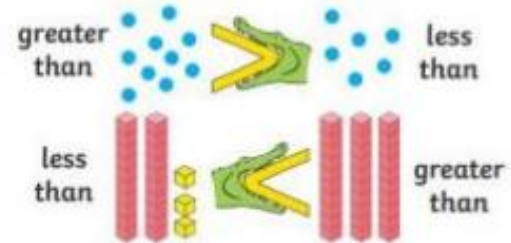


### Part part whole diagrams



$$6 + 1 = 7$$

(Year 1)





# English – Writing Knowledge

## WRITING CHECKLIST

- Sentences begin with a **capital letter**?
- Sentences end with either a **full stop** or appropriate punctuation e.g. **question mark**?
- **Finger spaces** between words?
- Used phonics knowledge to **sound out** words?
- Have you **reread** your work to check it makes sense?
- Have you corrected any mistakes or added anything that you have missed?
- **A title** is included if appropriate?

## This term, we will be

- Listening to different stories.
- Retelling and acting out tales that we have read.
- Sequencing familiar stories.
- Writing our own versions of familiar stories.
- Writing a non-chronological report about Queen Elizabeth II.
- Writing instructions for conducting a science experiment.



## HOW TO HELP

- Correct letter formation
- Provide a range of writing opportunities at home
- Support child-led writing during play e.g. making a shopping list
- Let your child see you writing
- Don't over correct independent writing - aim for enthusiasm
- Where possible, write for a purpose, e.g. Letters, Postcards etc
- Allow children to tell stories verbally and act them out before encouraging them to write them.

# English – Reading Knowledge

## Reading Challenge!

At St Augustine's, we believe that reading is an essential skill for all children and we hope that they enjoy reading for pleasure. After half term, we are launching our new 'Reading Challenge'. The aim, is to encourage children of all ages to read aloud at home to an adult, develop their fluency and their love of reading! When a child achieves 30 'reads' this success will be shared in our Celebration Assembly on a Friday and children awarded with a special reading star badge. These badges can be worn proudly on their school jumpers! Additional badges can be won at 60 'reads', 100 'reads' and 150 'reads'.

We would like a 'read' to mean around 15-20minutes of sharing a book with an adult.

1 'read' = 1 day.

### Vocabulary Questions with Victor

- Can you find a noun/adjective/verb that tells/shows you that...?
- Why do you think that the author used the word... to describe...?
- Which other word on this page means the same as...?
- Find an adjective in the text which describes...



### Questions to ask when your child reads to you...

#### Retrieval Questions with Rex

- Who is/are the main character(s)?
- When/where is this story set? How do you know?
- Which is your favourite/worst/funniest/scariest part of the story? Why?
- Tell me three facts you have learned from the text.
- Find the part where...



### Sequencing Questions with Suki

- What happens in the story's opening?
- How/where does the story start?
- What happened at the end of the...?
- What is the dilemma in this story? How is it resolved?
- Can you retell the story to me in 20 words or less?



### Prediction Questions with Pip

- Where do you think... will go next?
- What do you think... will say/do next?
- What do you think this book will be about? Why?
- How do you think that this will end? What makes you say that?
- Who do you think has done it?
- What might... say about that?



### Inference Questions with Iggy

- What do you think... means? Why do you think that?
- Why do you think...?
- How do you think...?
- When do you think...?
- Where do you think...?
- How has the author made us think that...?



### HOW TO HELP - Reading -

- Let children read what interests them
- Read to your child (lots)
- Try not to over correct your child
- Visit the school's Library (at least weekly)
- Visit local libraries
- Read comics/magazines
- Let your child see you read
- Make reading enjoyable - not a battle

History- Toys through time, Pirates, Seaside Holidays

Geography- Here I am, Where are we, There you are.

Science- Plants, Season Changes, Everyday materials, living things and their habitats, solids, liquids and gases

Art- self-portraits, sculpture (castles), printing (transport).

Science Knowledge Organiser


Science Focus	Plants	Year 1	Autumn 1 2022
---------------	--------	--------	---------------

<b>Prior Knowledge:</b> In Reception, children learnt to recognise differences between two seasons: spring and winter and to name all four seasons.	<b>Vocabulary</b>		
	Names of: wild plants, garden plants, flowering plants, trees, leaf, flower, blossom, fruit	branch, stem, bark, stalk, bulbs, water, root, bulb, crown	light, growth, healthy, shoot, seedling, seed, petal, trunk

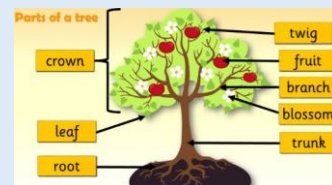
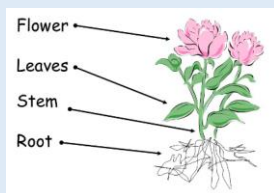
**Knowledge to be taught this term:**

- A plant is a living thing that usually grows in one place
- A plant needs certain things to help it grow - sun, air, water and soil



<b>A plant</b>  A living thing that usually grows from the ground.	<b>Garden Plant</b> A flower grown especially in a garden. Some common garden plants to be able to recognise and name: Rose Daffodil Sunflower Tulip	<b>Wild Plant</b> A wild plant will grow by itself. It does not need to be cared for. Some common wild plants to be able to recognise and name: Daisy Dandelion Buttercup
---	--	--

- Trees are a type of plant that have a tall stem made of wood
- The basic parts of a plant are leaves, flowers, roots, stem/trunk/branch



- Coniferous plants keep their leaves all year round
- Deciduous plants lose their leaves in winter



# Using the knowledge organiser



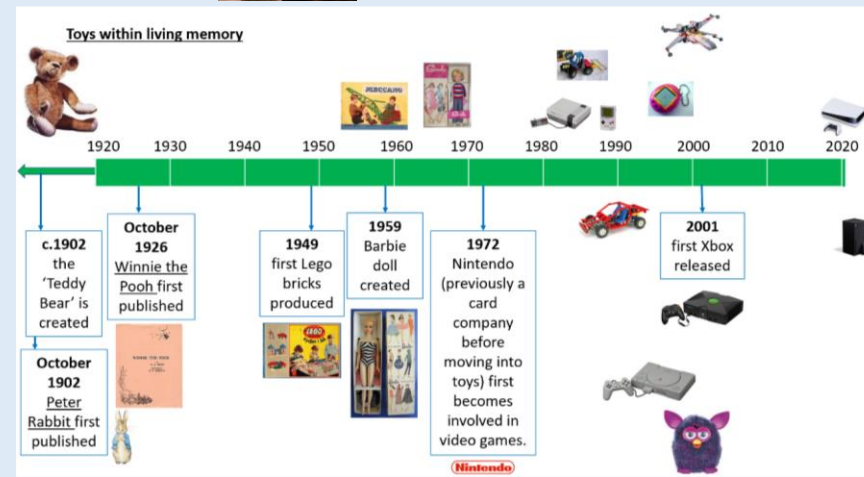
History Knowledge Organiser

History Focus	Toys through time	Year 1	Autumn 1 2022
---------------	-------------------	--------	---------------

<b>Prior Knowledge:</b>  History in Reception is covered in the "Understanding the World" area of the EYFS Curriculum. It is introduced through activities that require the children to think about the past and the present.	<b>Vocabulary</b>	
	Past Present Then Now Before Old	New Similarity Difference Change living memory

**Knowledge to be taught this term:**

- Living memory is the time that can be remembered by people who are alive today - up to 100 years ago.
- Toys are different now (the present) from how they were before now, in living memory (the past).
- How we know that toys have changed (artefacts, photos, adverts, books, talking to our parents/grandparents).
- Why some of these changes have occurred (development of technology, manufacturing and transport, influence of television etc).



# WOEC – Wednesday 21<sup>st</sup> September 2022. (Next Week)

What the children need.

- A water bottle. You may refill bottles from our kitchen but you may be away from the centre all day.
- Sun hat, sun glasses & sun cream
- Any medication that is needed
- A plastic bag to take wet (or dirty) things home
- As a rule the colder it is the more layers you will need and the hotter it is the more you will need to protect yourself from the sun.
- Please avoid wearing jewellery as it may snag on something when doing some of the activities.
- Please avoid bringing valuables to WOEC. WOEC does not have insurance to cover the loss or theft of personal items

Wear shoes with laces or Velcro. DO NOT WEAR CROCS, FLIP FLOPS, OPEN-TOED SHOES or HEELED SHOES.

- Wear old, loose fitting, comfortable clothing that is easy to move about in. You need to be wearing clothes that you do not mind getting dirty and possibly wet. Don't wear your newest smartest clothes. Trousers/shorts are better to wear than skirts.
- Dress for the weather (lots of layers if it is cold).
- Bring waterproof jacket.



# Phonics Check



**Please don't panic!**

**Week commencing Monday 12<sup>th</sup> June 2023**

Completing RWI homework and reading set on Google Classroom will support them with this. We may give them other resources if we think your child needs it.





# Rewards



**House Points** – Each child is allocated a 'House Team' this maybe red, blue, yellow or green. Children can be rewarded for their attitude to learning, behaviour and how they follow our Gospel Values.

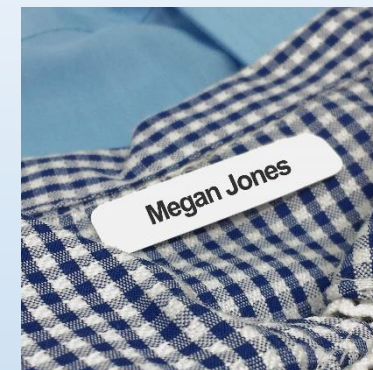
**Celebration Assembly** - During Friday Celebration Assembly your child may be awarded a certificate for effort, achievement or attainment.





# Uniform

You will see clear guidance on the school website on school uniform. We ask that when you send your child to school in Autumn, you have every item of School uniform clearly named, including your child's shoes. As you can appreciate, school uniform is expensive and when we teach the children become warm and need to take of their cardigan or jumper, or when they are dressing for PE, everything needs to be named.



# Free School Meals, Fruit and Drinks

Children in Year 1 are all entitled to the Universal Free School Meal Scheme. Please ensure your order online at local food links and ensure this is completed with your child, so they are happy with the choices you have made.

If you choose to provide your child with a packed lunch, discuss the contents of the lunch with your child to avoid upset.

We provide your child with a piece of fruit for the afternoon, but we ask that you give them a named piece of fruit for the morning.

We also ask that your child has a clearly named drink bottle that they can drink from throughout the day.





# Communication



As you can appreciate it is extremely important for us to know the arrangements you set up to have your child collected at the end of the day. If you know you will not be collecting your child in person, inform us at the beginning of the day who you have arranged to collect your child. If arrangements change during the day, please ring the school office.



The school phone number is

**01305 782600.**

If your child is absent, please inform us before school, either by Parent Mail or by leaving a telephone message. We need to know the reason for your child's absence every day that they are away. Similarly, it is essential that we know of any medical conditions your child may have as soon as possible please.

Please use our new Year 2 Tab on the school website for Home Learning, letters and any other communication.