



## Home Schooling Daily Plan

**Year Group: 3**

**Date: Wednesday 3<sup>rd</sup> June**



**What is black, white and red all over?  
A Sunburnt Zebra!**

[Year3@staugustines.dorset.sch.uk](mailto:Year3@staugustines.dorset.sch.uk)

**RE: WAGBAT understanding retelling the story of Pentecost**

Today you are going to use your knowledge of the Pentecost story to retell the events that happened. Use as much detail as you can and really think about the Apostles and their role.

*Task	**Task	***Task
<p>You are going to write yours in a storyboard style by splitting the story into 6 different parts. You will write a few sentences for each and then draw a picture.</p> <p>Here is the story into 6:</p> <ol style="list-style-type: none"> <li>1- Jesus' promise</li> <li>2- The day where the Holy Spirit came</li> <li>3- Apostles talking in different languages</li> <li>4- Peters speech</li> <li>5- The visitor's baptisms</li> <li>6- Apostles after the visitors' leave</li> </ol>	<p>Rewrite the story of the Pentecost with as much detail as you can. Try and remember all the events (use your learning from yesterday if you need to) and write it in your own words.</p>	<p>I want you to rewrite the story of Pentecost through the eyes of an Apostle.</p> <p>Write in the first person and imagine that you are an Apostle who first hand experienced the day of Pentecost. Think about: how you felt Jesus going to heaven, how you were feeling about waiting for Jesus' promise, what was it like when the Holy Spirit came down, how did you feel when the Spirit came upon you, what was it like being able to speak different languages, how did you feel about different people making fun of you, what it was like talking to all the visitors, how you felt about 3,000 people being baptized, what happened after the visitors left.</p>



**English: WAGBAT understanding what we read in the opening of a story (comprehension questions)**

**You are going to use the story opening underneath to answer questions about the text.**

### **The Vacuum Cleaner**

Sophie heard a very weird noise and stopped dead in her tracks. The battered orange ball that she had been happily chasing for much of the last half-hour carried on bouncing down the hall for a few seconds before running out of steam and rolling to a gentle halt by the closed kitchen door. The tangerine toy snuggled happily into the thick woollen strands of the carpet - like a dinosaur egg in a nest of leafy twigs - without realising that it was now alone.

There it was again! The odd noise sounded as though it came from the grumbling, greedy belly of a strange creature – a cross between a hungry grizzly bear cub and a giant food mixer. Sophie snapped her eyes tightly shut and then turned her head slowly – ever so slowly – in the direction of the beast. Five pale sausages trembled on the ends of each of her ice-cold hands and little beads of salty fear began to appear on her clammy forehead.

The sound was most peculiar, but even so, Sophie knew that that there was something quite familiar about it – something she could not quite put her finger on. Despite the alarm rising from deep in her tummy, she found herself thinking hard as she tried to satisfy her curiosity. What was it?

#### **\*Task**

- 1) What did Sophie do when she heard the weird noise?**
- 2) What colour was the ball she was playing with?**
- 3) What room is the ball stop near?**
- 4) What sound was like the cross between a giant food mixer and what else?**
- 5) What did Sophie snap shut tightly?**
- 6) How did turn her head?**
- 7) Were her hands hot or cold? What phase tells you this?**
- 8) Where did the salty beads of fear start to appear?**
- 9) The alarm was rising from deep in where?**
- 10) What is the question at the end of the opening?**



### **\*\*Task**

- 1) What does it mean when she stops dead in her tracks?
- 2) What had Sophie been doing for the last half an hour?
- 3) What type of phrase is 'like a dinosaur egg'?
- 4) What did the odd noise sound like?
- 5) Why do you think she snapped her eyes tightly shut?
- 6) Why do you think Sophie has salty beads of fear forming?
- 7) Sophie's head was clammy, what does this mean?
- 8) What does the word peculiar mean? Write your own meaning or use a dictionary.
- 9) Why do you think she was curious?
- 10) The third paragraph ends with a question, why do you think the writer has done this?

### **\*\*\*Task**

- 1) How do you think Sophie feels at the start? Why do you think this?
- 2) What had Sophie been doing for the last 30 minutes?
- 3) Why do you think the writer used 'like an egg in a nest of leafy twigs'?
- 4) Where did the noise sound like it was coming from?
- 5) Why do you think she shut her eyes tightly and turned her head slowly?
- 6) What are the 5 pale sausages?
- 7) What are the little beads of salty fear? Why do you think she has them?
- 8) What does the word familiar mean?
- 9) What does the phrase 'she could not quite put her finger on' mean? Does it mean to actually put her hand on something?
- 10) What do you think of this story opening? Is it good? Find some evidence to support what you think.

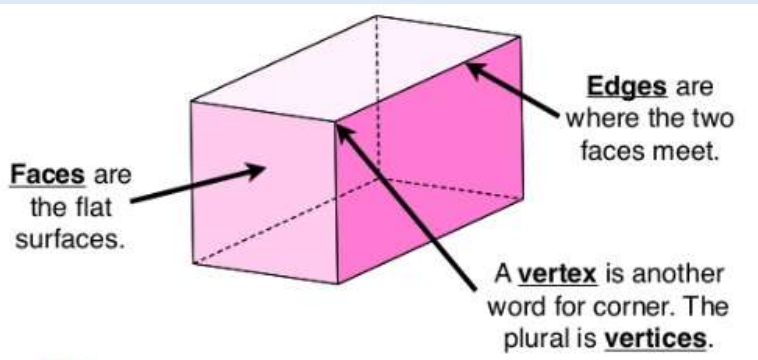
### **Maths: WAGBAT exploring the properties of 3D shapes**

A 3D shape is a solid shape that has 3 dimensions: length, width and height. 3D shapes have faces, edges and vertices.

A face is a flat surface

An edge is where two faces meet

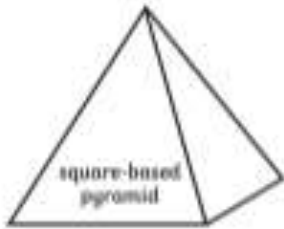
And a vertex is the same as a 2D shape- a corner where two edges meet.





## \*Task/ \*\*Task

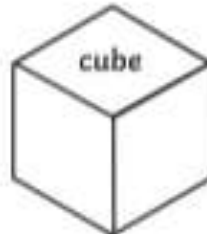
### 3D Shapes



edges \_\_\_\_\_

faces/surfaces \_\_\_\_\_


vertices \_\_\_\_\_



edges \_\_\_\_\_

faces/surfaces \_\_\_\_\_

vertices \_\_\_\_\_



edges \_\_\_\_\_

faces/surfaces \_\_\_\_\_

vertices \_\_\_\_\_



edges \_\_\_\_\_

faces/surfaces \_\_\_\_\_

vertices \_\_\_\_\_



edges \_\_\_\_\_

faces/surfaces \_\_\_\_\_

vertices \_\_\_\_\_



edges \_\_\_\_\_

faces/surfaces \_\_\_\_\_

vertices \_\_\_\_\_



### \*\*\*Task

Complete the questions below, use this 3D shape mat if you need some help!

## Properties of 3D Shapes



**Cube**  
6 faces  
8 vertices  
12 edges



**Sphere**  
1 face  
0 vertices  
0 edges



**Cylinder**  
3 faces  
0 vertices  
2 edges



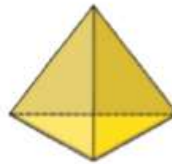
**Octagonal Prism**  
10 faces  
16 vertices  
24 edges



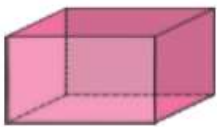
**Square-based Pyramid**  
5 faces  
5 vertices  
8 edges



**Cone**  
2 faces  
0 vertices  
1 edge



**Tetrahedron**  
4 faces  
4 vertices  
6 edges



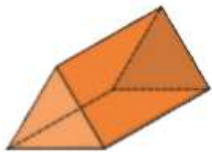
**Rectangular Prism**  
6 faces  
8 vertices  
12 edges



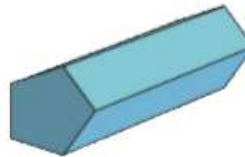
**Hexagonal Prism**  
8 faces  
12 vertices  
18 edges



**Octahedron**  
8 faces  
6 vertices  
12 edges



**Triangular Prism**  
5 faces  
6 vertices  
9 edges



**Pentagonal Prism**  
7 faces  
10 vertices  
15 edges

twinkl visit [twinkl.com](https://www.twinkl.com)

## Recognise 3D Shapes

Ruby has some 3D shapes. She describes them to her class. Can you recognise the shapes from her description?

This shape has 4 faces,  
all of them triangles.

This shape has 12 edges,  
all of them the same  
length, and all the faces  
are the same shape.

This shape has one  
curved surface.





## Recognise 3D Shapes

Ruby has some 3D shapes. She describes them to her class. Can you recognise the shapes from her description?

This shape has 6 rectangular faces.

This shape has one curved face and 2 flat faces.

This shape has 12 vertices.

## 3D Shape Reveal

Mohammed reveals one face of a 3D shape. What different 3D shape could it be? Explain your thinking to a friend.



### Extra Challenge:

What 3D shapes can you find around you? Make a list and tell me what these shapes are.



**Topic: WAGBAT our ICT skills**

**Mr. Tuson will be setting you work on Purple Mash to complete today to complete linked to your ICT learning. Please log in and complete this- any problems with logging in, email me!**

**<https://www.purplemash.com/sch/staugustinesdt4>**

**Website links**

**<https://www.topmarks.co.uk/maths-games/hit-the-button>** - keep practicing those times tables please- division too!

**<https://spellingframe.co.uk/>** - practice spelling year 3 words and also learning how to use them successfully in sentences.