



Parents in Partnership

Number Task : Autumn 2 Week 2

Helping Heroes

Thank you to Dorset Police


This week we were privileged enough to continue our Helping Heroes topic with a visit from 2 Police Officers from Dorset Police. The officers taught the children about their work and explained how they use their equipment and also different parts of their uniforms. The children had the opportunity to dress up in real Police Officer's jackets and also tried on different types of helmet. The children all sat in the back of the Police car and even saw the blue lights.

We learned a lot on Tuesday and would like to thank the police and also Jacob's Mum for organising this visit. We really appreciate your kindness.



This week in RE

We are now in the second week of our topic on the Sacraments. This week we have focussed on the Sacrament of Baptism and have learned about how we are welcomed into God's family. The children role played a baptism and we had a Mummy and a Daddy, Godparents, children in the family and a priest. The photos of our mock Baptism are in our RE Big Book. If you'd ever like to see this, just ask as we display it on our prayer table.



Sorting

This week in Maths, we have continued work on sorting and have moved onto estimating and comparing. To support your child with this work, please carry out the following tasks.

Task 1

Ask your child to sort mixed objects such as buttons, Lego bricks or teddies into groups of their choice. They may choose to sort by colour, or shape or size etc...

On completion, ask them to estimate which group has 'more.' We have used this vocabulary in class this week, so the children should be familiar with it. Then explain, 'you've estimated that there are more red bricks. How can we check?' This will lead on to counting and will help your child develop their touch counting skills when they discover the group that has more.

Extension

If your child copes well with this task, extend it by encouraging them to work out how many more objects are in one group compared to another. A good way to do this visually, is to build towers. This way, the children can clearly see how many extra ('more') bricks there are.

Please let us know how you get on.

Storytime Phonics

We have continued our work on Storytime Phonics this week. Detailed overleaf are last week's tricky words, with the word 'the' added this week.

We've also displayed the books we have shared together with their accompanying phonemes (sounds).

The decodable words have also been added to. We ask that you continue to reinforce our phonics work at home to help your child practise their early reading skills.

We thank you for your ongoing support.



I	no	go	be
the			


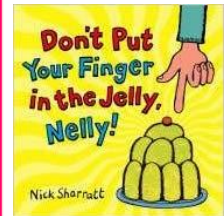

These are tricky words.
They're words that can't be blended but that the children need to look at and learn.
We teach an action to go with each of these words

Decodable words to blend this week.



his	back	him	had
big	but	off	if
of	kiss	jet	van
wig			

Our phonemes and books of the week.



Your child's response to the tasks.