



## Home Schooling Daily Plan

**Year Group: Year 3**

**Date: Monday 13<sup>th</sup> July**

Good morning Year 3! I can't believe we are in the last week of Summer 2. You have all done so well to have come this far- well done!

I am going to be calling round this week for one last catch up before the holidays so watch out for a phone call! (It might come through as unknown, no caller ID or private). It would be lovely to speak to you!




This week there are still some activities to do so please keep going with these!

If you would like to email me, you still can. I am going to call but if you want to send me some pictures of your work, a walk you have been on or anything else, that would be lovely!

[Year3@staugustines.dorset.sch.uk](mailto:Year3@staugustines.dorset.sch.uk)



This week, I am going to give you a book covers and you need to work out what the book is! Answers will be at the bottom



**RE: WAGBAT exploring our Gospel Values**

This week we are going to be working on our Gospel Values to make sure that you know them and are confident with what they mean.

We have 8 gospel values....can you remember them all? See how many you can name before reading the list below.

Courage, integrity, compassion, peace, justice, kindness, humility, and forgiveness!



### \*Task

Match up the Gospel Value with the meaning and for each one match up an example I have given of this value being done. You could use the school website to help you. The values are red, the meaning in blue and examples in green. You could write them into your book like this...

**Value – the meaning- an example of this value.**

Donating money to poorer communities      accepting apologies and make friends  
**Humility**      do what you say      **Compassion**      empathy  
 Reconciliation      making sure problems are solved fairly and not with anger  
**Kindness**      non-violence      if you don't agree with someone's actions, you say!  
 being gentle      if someone is upset, go over and ask them to join in      **Forgiveness**  
**Integrity**      seeing life as a gift      showing someone you care  
 Peace      **Courage**      working for a fairer world  
**Justice**      standing up for the truth      being grateful for what I have  
    Share the rules but make sure you follow them too!

**\*\*Task-** Copy the table below into your book and fill in the columns all about our Gospel Values.

<u>Value</u>	<u>What does it mean?</u>	<u>How can we show the value?</u>
Humility		
Compassion		
Kindness		
Forgiveness		
Integrity		
Peace		
Courage		
Justice		

**\*\*\*Task-** Copy and complete the table below. Tell you what each value means, where you can see this value in the bible and how we can show the value at home or in school.

<u>Value</u>	<u>What does it mean?</u>	<u>Where do we see this in the bible?</u>	<u>How can we show the value?</u>
Humility			
Compassion			
Kindness			
Forgiveness			
Integrity			
Peace			
Courage			
Justice			



### English: WAGBAT planning a letter to Mrs. Kenway

This week you are going to be planning and writing a letter to Mrs. Kenway. At the end of the week you are going to email these to me (either a document that you have typed or a picture of it handwritten) and I will pass the onto Mrs. Kenway to read!

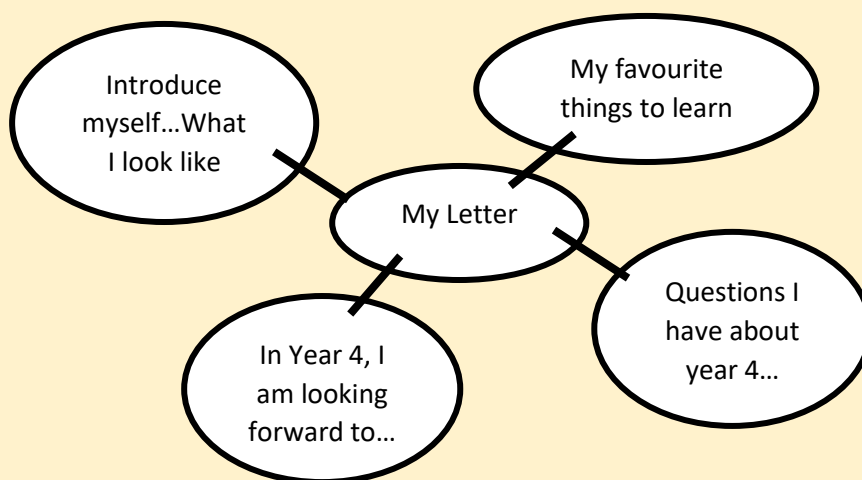
Today, we need to plan our letter by thinking about the sorts of things you would like to include and tell Mrs. Kenway.

Here is a list of things you could include in your letter:

- All about you- what you look like, your personality
- Things you enjoy learning
- What you think you're good at
- What you find tricky
- Questions you have about year 4
- What you are looking forward to about year 4
- Questions for Mrs. Kenway
- What your summer plans are

### \*Task

Fill in the mind map. Each section is a new paragraph for your letter!



### \*\*Task

I am going to give you a grid that you need to use to plan your letter to Mrs. Kenway. Choose 4 of the topics above (or you could also create your own) and these are going to be your paragraphs for your letter.

<u>Paragraph 1:</u>	<u>Paragraph 2:</u>
<u>Paragraph 3:</u>	<u>Paragraph 4:</u>



### \*\*\*Task

**Use the ideas from the list above to create a plan ready to write tomorrow. You can plan however you like- a mind map, table or bullet point list.**

**Aim to have 4/5 different paragraphs so that is 4/5 of the different points from the list. Give yourself as much detail as possible so that you can write it tomorrow.**

**Maths: WAGBAT revising different topics and problem solving ready for September**

**There will be a number of different topics covered this week. If you find any of the topics especially tricky, just send an email and I can send you some specific work for that topic to help you!**

**\*Task**

### Complete the number sequences...

0	4	8	12	16						
0	10			40	50		70			
		24	32	40		56		72		
0		100	150		250					
0	100			400		600		800		
52	48								16	



The shopkeeper must increase the price of each item by £10.  
Add £10 to the cost of each item below to calculate the new price.



building bricks £36



wax crayons £12



play house £98



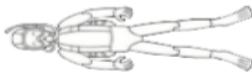
heart house £22



tablet £194



wooden bricks £45



diver £26



scooter £137



soldier £17



doll £27



teddy bear £142



superhero £19

**Challenge:** How much would each item cost if each item cost £10 less than the original price?

The Happy Holidays company is having a sale on all their holidays. Each holiday has been reduced by £100. Write the new price of each holiday destination in the column entitled '£100 discount'.



Holiday destination	Original Price	£100 Discount	
Tenerife	£328		
Mallorca	£426		
Paris	£159		
Rome	£527		
Lisbon	£673		
Barcelona	£289		
Florida	£936		



## **\*\*Task**

### **Number and Place Value**

Count forwards and backwards in 4, 8, 50 and 100.

1. Continue the sequences:

- a. 4, 8, 12, 16, \_\_\_\_\_, \_\_\_\_\_, \_\_\_\_\_
- b. 24, 32, 40, \_\_\_\_\_, \_\_\_\_\_, \_\_\_\_\_
- c. 900, 800, 700, \_\_\_\_\_, \_\_\_\_\_, \_\_\_\_\_
- d. 150, 200, 250, \_\_\_\_\_, \_\_\_\_\_, \_\_\_\_\_

Find 10 or 100 more or less than a given number.

2. What number is 10 more than 73?

---

3. What number is 100 less than 340?

---

Recognise the place value of each digit in a three-digit number.

4. Underline the tens digit in the following numbers:

562

584

703

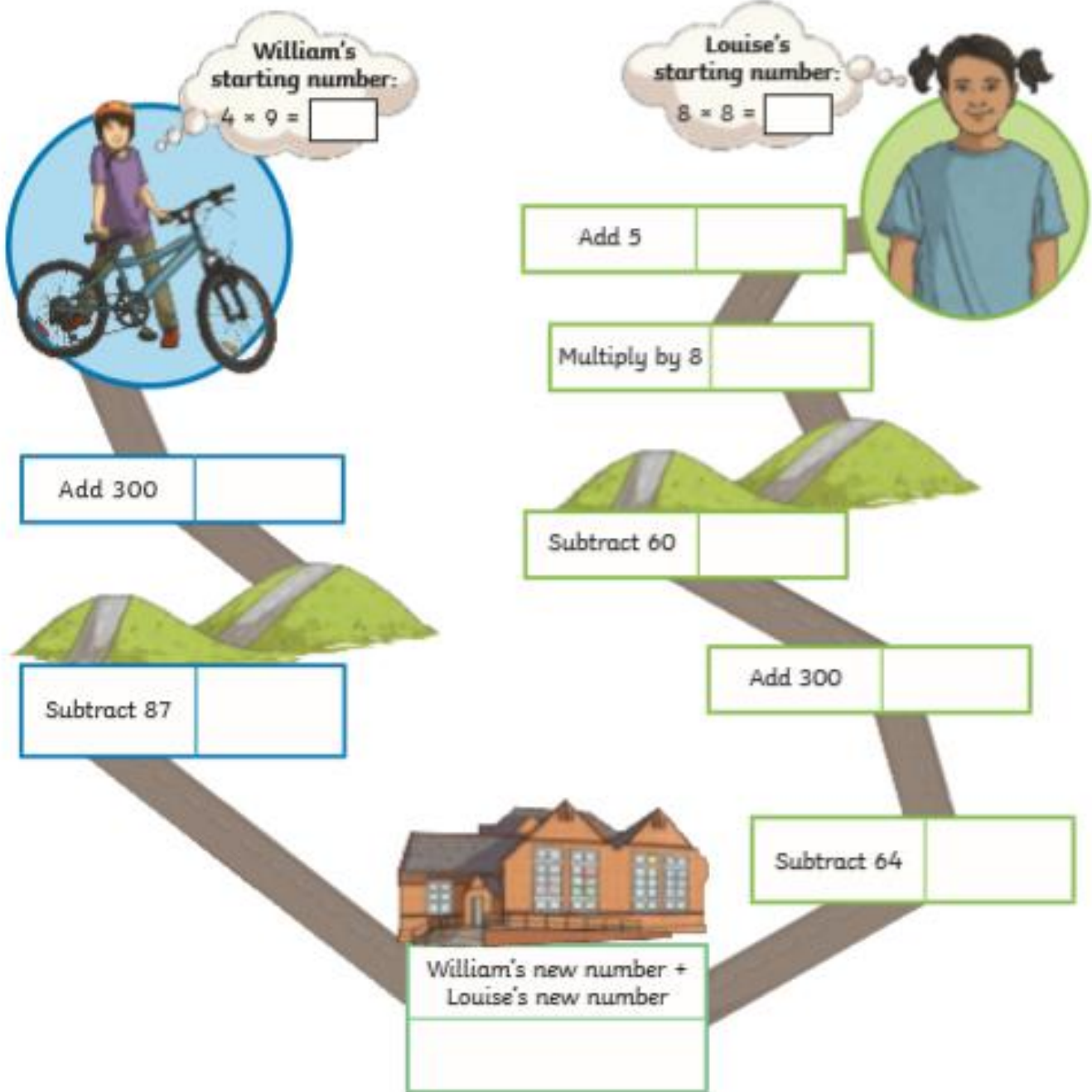
821





[illegible]







Shade each flag using the given fractions.


$$\frac{1}{10} + \frac{2}{10} = \text{green} \quad \frac{7}{10} - \frac{3}{10} = \text{yellow}$$

The rest will be blue. ☐


$$\frac{2}{2} - \frac{1}{2} = \text{red} \quad \frac{3}{4} - \frac{2}{4} = \text{yellow}$$

The rest will be white. ☐


$$\frac{1}{6} + \frac{2}{6} = \text{green} \quad \frac{5}{6} - \frac{4}{6} = \text{yellow}$$

The rest will be blue. ☐


$$\frac{2}{3} - \frac{1}{3} = \text{green} \quad \frac{5}{6} - \frac{4}{6} = \text{red}$$

The rest will be yellow. ☐


$$\frac{1}{8} + \frac{2}{8} = \text{blue} \quad \frac{7}{8} - \frac{3}{8} = \text{yellow}$$

The rest will be green. ☐


$$\frac{1}{5} + \frac{2}{5} = \text{green} \quad \frac{3}{10} - \frac{1}{10} = \text{yellow}$$

The rest will be red. ☐



### Extension

1. Dan the detective looked for a number.  
He found a two-digit number less than 50.  
The sum of its digits was 12.  
Their difference was 4.  
What number did Dan find?



2. Dan found a two-digit odd number.  
One of its digits was half the other.  
The number was greater than 50.  
What number did Dan find?

Some Tripods and Bipods flew from planet Zeno.  
There were at least two of each of them.

Tripods have 3 legs.  
Bipods have 2 legs.  
There were 23 legs altogether.

How many Tripods were there?  
How many Bipods?

Find two different answers.





**Topic: WAGBAT creating a PowerPoint all about me!**

**This week you are going to be thinking all about yourself!**

**You are writing a letter for Mrs. Kenway in English and in topic you are going to be working on creating a PowerPoint and then a collage all about yourself that you could send to me to pass on or share with Mrs. Kenway in September!**

**You will spend 2 days creating the PowerPoint and then 2 days creating a collage!**

**\*Task \*\*Task \*\*\*Task**

**Today and tomorrow you are going to create a PowerPoint all about you! You need to include pictures and text. Here is what you could include, I would do a slide on each one (you could include other things too and you don't have to do all of these!):**

- Your name, age, what you look like and your birthday
- Where you live
- Who you live with
- Your family
- Your favourite foods and drinks
- Favourite sports
- Hobbies
- Favourite books
- Favourite school subjects
- Music and films that you like
- Games you like to play
- Your friends
- Anything else you can think of!

**Monday's Books:**

