



Home Schooling Daily Plan

Year Group: Reception

Date: Wednesday 3rd June 2020

RE WAGBAT: learning about Pentecost Day and the important words of Pentecost by doing a word search.



As Sunday 31st May was Pentecost Day, we are learning about the coming of The Holy Spirit this week and the birthday of the Church.

Here is some of the key vocabulary linked to Pentecost Day,

Pentecost	Holy	Spirit
Jesus	God	gift
friend	wind	fire

***Task**

****Task**

*****Task**

Looking at The Resources for Today Section, please use the Pentecost Day Word Search. As you work with your child on the word search, please develop their understanding of the words by discussing the importance of them as you find them and help your child understand how they relate to the events of Pentecost Day.

Thank you.





English WAGBAT: reading by reading tricky words and recapping consonant blends and reading a story.

Warm Up Activity-

<https://epicphonics.com/teachers/phase/3>



Today we are continuing to recap our consonant blends



from Phase 4 phonics.

To the left you will see the consonant blends that can feature at the beginning or sometimes at the end of words.

Above are three consonant blends that we'll focus on today.

Please look at these with your child and explain that as shown above, 'sk' can come at the beginning or at the end of words.

When you've shared these, please look at the activities below.

*Task

In The Resources for Today Section, there are 6 cloud shapes in the 'sky.' Using the words printed out in boxes, please help your child identify the words starting with 'sc' and help them read them. They could use a colouring pencil to colour in the 'sc' in the words. They could then either cut and stick the words on clouds on one side of the 'sky' or copy them out. If your child copes well with the 'sc' word, please read, colour and sort the 'sk' words on the clouds on the other side of the 'sky.'


**Task

In The Resources for Today Section, there are 6 cloud shapes in the 'sky.' Using the words printed out in boxes, please help your child identify the words starting with 'sc' and help them read them. They could use a colouring pencil to colour in the 'sc' in the words. They could then either cut and stick the words on clouds on one side of the 'sky' or copy them out. If your child copes well with the 'sc' word, please read, colour and sort the 'sk' words on the clouds on the other side of the 'sky.' On completion, please ask your child to read each of the words to you. Encourage your child to think of other 'sc' or 'sk' words.

***Task

In The Resources for Today Section, there are 6 cloud shapes in the 'sky.' Using the words printed out in boxes, please help your child identify the words starting with 'sc' and help them read them. They could use a colouring pencil to colour in the 'sc' in the words. They could then either cut and stick the words on clouds on one side of the 'sky' or copy them out. If your child copes well with the 'sc' word, please read, colour and sort the 'sk' words on the clouds on the other side of the 'sky.' On completion, please ask your child to read each of the words to you. Encourage your child to think of other 'sc' or 'sk' words. They could then write each of the 'sc' and 'sk' words in a sentence using capital letters to start, finger spaces and full stops.

Following on from yesterday, you might like to revisit 'Jack and the Beanstalk' and talk about 'sk' in the word, 'sky.'

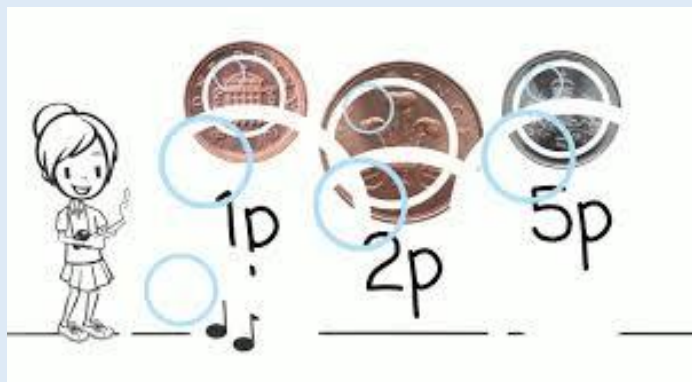


<https://learnenglishkids.britishcouncil.org/short-stories/jack-and-the-beanstalk>



Maths WAGBAT: learning about money by handling coins and paying for objects.

Warm up song; <https://www.youtube.com/watch?v=dFzAU3u06Ps>



After the warm up song, please tell your child that today, we're setting up a little shop.

Use the 12 1p pennies from yesterday to help you with this work.

***Task**











****Task**

*****Task**

Fruit Shop

In The Resources for Today Section, you will find a sheet with fruit on.

Explain to your child, that when Jack goes to the markey with his Mum, this is what they like to buy to fill their fruit bowl.

	1p		8p
	6p		9p
	3p		4p
	7p		2p
	5p		10p



Take it in turns to role play the market stall holder and Jack and practise paying for fruit in the market using the 1p coins.

If your child copes really well you could move onto the following extension task.

*****Task**

Set a little adding/doubling problem solving activity for your child using these types of questions...

If Jack buys 2 apples, how much will he spend? Let's work it out using the coins.	If Jack buys cherries and a banana, how much will he spend? Let's lay out the coins to work it out.
If Jack's Mum gives him 10p what could he buy? Let's see what costs less than 10p.	Jack's Mum tells him to buy the cheapest piece of fruit. Which piece of fruit is that? Tell me how you know.



Topic WAGBAT: moving our bodies by in PE by making shapes and playing The Traffic Light Game.

***Task**

****Task**

*****Task**

To get moving and to have fun in PE today, please help your child with the following activities.

PE Warm Up-Fun with Gross Motor Skills- Movelee



<https://www.youtube.com/watch?v=t-AUD0DT30>

To continue to practise our work on shape and pattern from last term, help your child create shapes with their bodies. See the examples below.

Talk about the shapes that are symmetrical and those that are not.



Extend your child further by playing The Traffic Light Game that we sometimes play at school.

This can be played in any indoor or outdoor area.

The adult holds a red, orange and green object. The children are told that the playing area has now changed into the city/town. They are allowed to drive their cars around in any directions, but they must look out for the traffic lights!

Red = Stop/freeze

Orange = Hopping/Jumping/Get ready

Green = Go/move

As soon as they see a traffic light being held up by the adult they must follow that action.

Challenges: Change the instructions (For example Orange = Star Jumps and Green = Jumping moves) - Add further instructions:

For example- SPEEDBUMP-Jump up in the air. SLOW DOWN-move in slow motion. REVERSE GEAR-Walk backwards. ROUNDABOUT-turn around once.



In all these PE activities discuss the effect of exercise on your child's body. Have fun.



Resources for today

Pentecost Day Word Search



p	e	n	t	e	c	o	s	t
j	f	r	i	e	n	d	p	w
e	h	o	l	y	f	g	i	i
s	x	y	z	x	i	i	r	n
u	y	z	x	y	r	f	i	d
s	g	o	d	z	e	t	t	x

pentecost	spirit	jesus
god	friend	holy
wind	fire	gift



skin







scarf

skip











scoop

skirt

school





	<div>1p</div>		<div>8p</div>
	<div>6p</div>		<div>9p</div>
	<div>3p</div>		<div>4p</div>
	<div>7p</div>		<div>2p</div>
	<div>5p</div>		<div>10p</div>